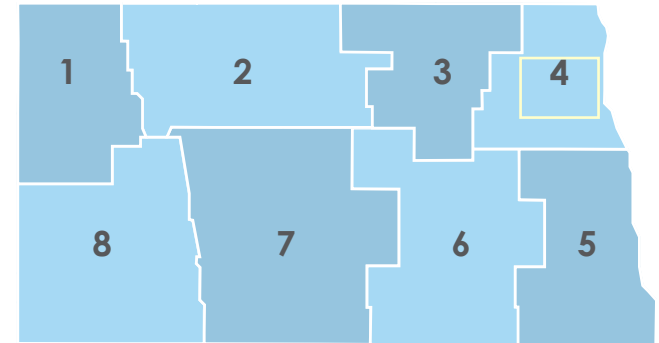




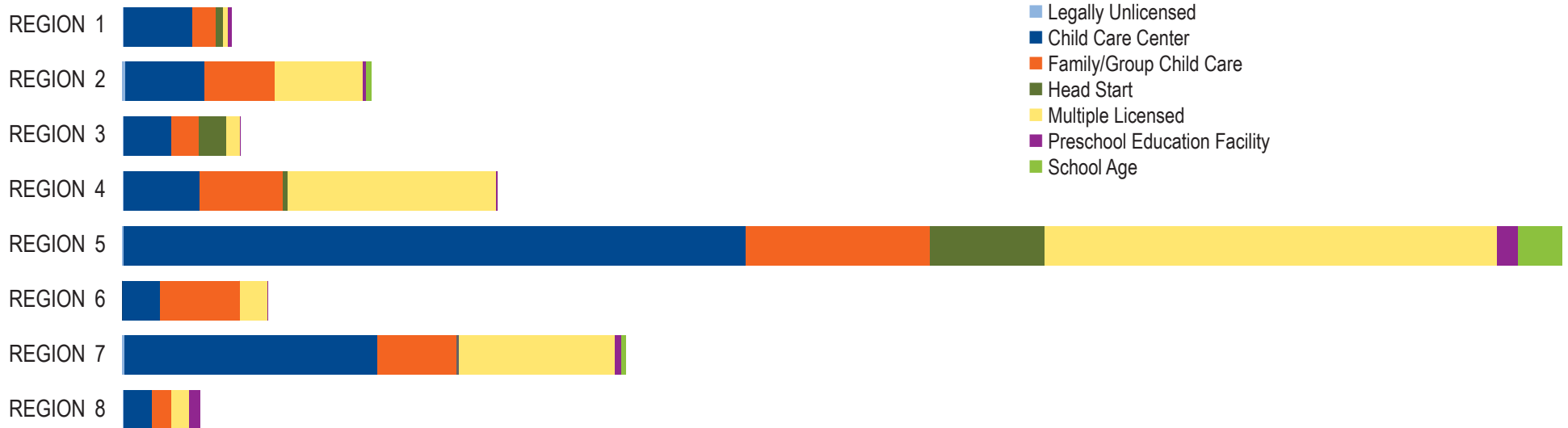
### 3rd Quarter 2019:

This report shows employment in two ways: the program types where individuals are employed in each region of the state and the positions they hold in those programs. The data is all individuals who had a current Growing Futures membership and verified employment by program, region, and position during the reporting period. In the first chart, the number of people employed in each program type is shown. The second chart shows the number of people employed in specific career positions.



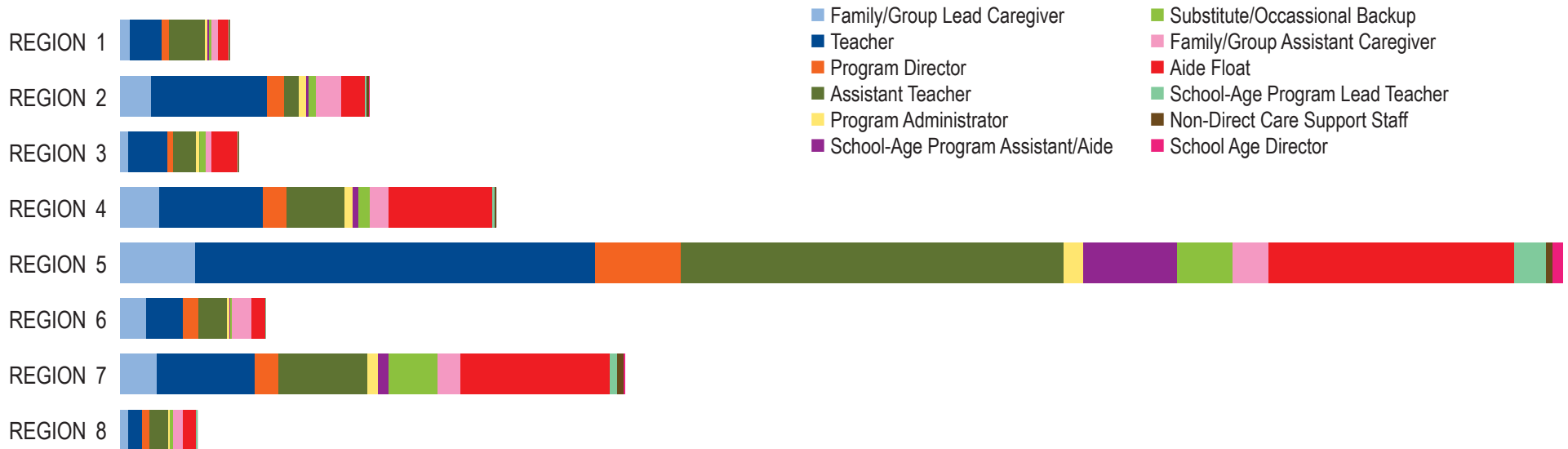
North Dakota's eight Social Services Regions

## Employment Program Type by Region



	Legally Unlicensed	Child Care Center	Family/Group Child Care	Head Start	Multiple Licensed Facility	Preschool Education Facility	School Age Care	TOTAL
REGION 1	1	96	32	9	7	6	0	151
REGION 2	4	109	97	0	122	5	7	344
REGION 3	1	66	38	38	19	2	0	164
REGION 4	1	106	114	7	289	2	0	519
REGION 5	2	860	254	159	626	28	62	1991
REGION 6	0	52	110	0	38	1	0	201
REGION 7	3	349	110	3	216	8	7	696
REGION 8	1	40	26	0	25	15	0	107
<b>TOTAL</b>	<b>13</b>	<b>1678</b>	<b>781</b>	<b>216</b>	<b>1342</b>	<b>67</b>	<b>76</b>	<b>4173</b>

# Employment Position by Region

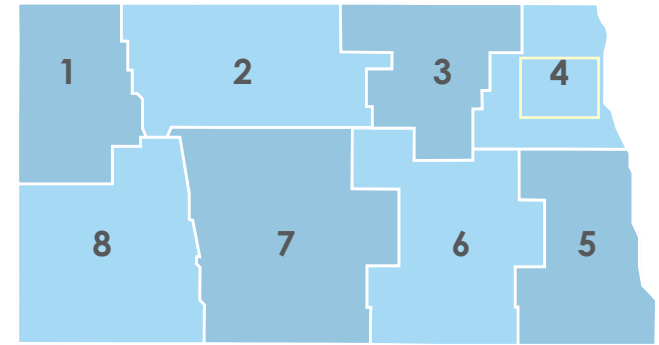


	Family/ Group Lead Caregiver	Teacher	Program Director	Assistant Teacher	Program Administrator	Not Employed	School-Age Program Assistant/ Aide	Substitute/ Occasional Backup	Family/ Group Assistant Caregiver	Aide/Float	School-Age Program Lead Teacher/ Group Leader	Non-direct care support staff (food service, bus driver, etc.)	School Age Director	Coach	Other	Total
REGION 1	13	43	11	49	4	0	2	4	9	14	1	1	0	0	0	151
REGION 2	42	160	24	20	10	0	4	10	34	33	3	3	1	0	1	345
REGION 3	11	53	9	31	5	0	0	8	9	36	1	1	0	0	0	164
REGION 4	54	142	33	80	12	0	7	16	26	143	3	3	0	0	0	519
REGION 5	103	552	118	529	27	0	129	77	50	339	44	9	14	0	0	1991
REGION 6	35	51	21	40	3	0	2	2	27	19	1	0	0	0	0	201
REGION 7	50	135	33	122	15	0	15	68	31	206	11	9	2	1	0	698
REGION 8	11	19	10	25	3	0	0	4	14	18	2	1	0	0	0	107
<b>TOTAL</b>	<b>319</b>	<b>1155</b>	<b>259</b>	<b>896</b>	<b>79</b>	<b>0</b>	<b>159</b>	<b>189</b>	<b>200</b>	<b>808</b>	<b>66</b>	<b>27</b>	<b>17</b>	<b>1</b>	<b>1</b>	<b>4176</b>



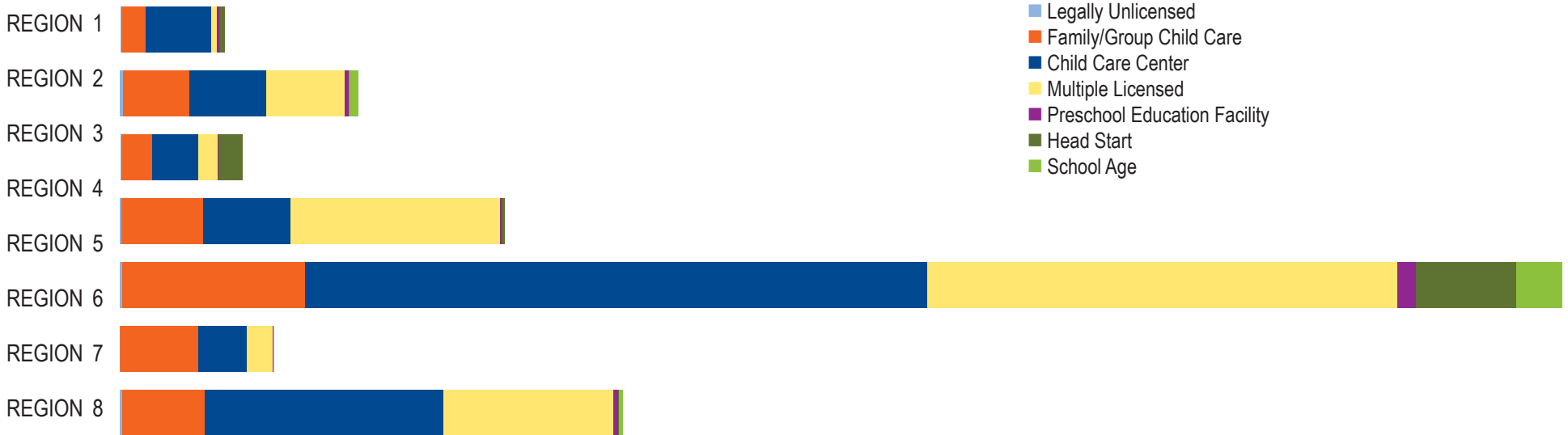
### 4th Quarter 2019:

This report shows employment in two ways: the program types where individuals are employed in each region of the state and the positions they hold in those programs. The data is all individuals who had a current Growing Futures membership and verified employment by program, region, and position during the reporting period. In the first chart, the number of people employed in each program type is shown. The second chart shows the number of people employed in specific career positions.



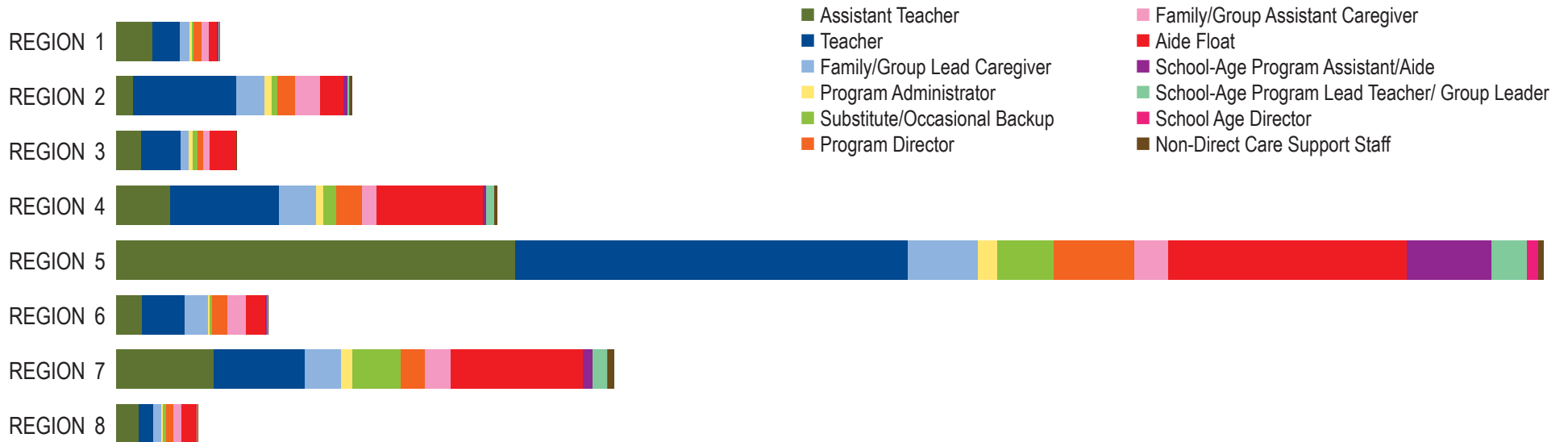
North Dakota's eight Social Services Regions

## Employment Program Type by Region



	Legally Unlicensed	Family/Group Child Care	Child Care Center	Multiple Licensed Facility	Preschool Education Facility	Head Start	School Age Care	TOTAL
REGION 1	1	34	92	7	4	8	0	146
REGION 2	4	92	108	109	6	0	13	332
REGION 3	1	44	64	26	2	33	0	170
REGION 4	2	113	123	292	2	5	0	537
REGION 5	3	255	868	656	26	139	65	2012
REGION 6	0	109	67	37	1	0	0	214
REGION 7	3	115	333	236	7	2	5	701
REGION 8	1	25	43	32	15	0	0	116
<b>TOTAL</b>	<b>15</b>	<b>787</b>	<b>1698</b>	<b>1395</b>	<b>63</b>	<b>187</b>	<b>83</b>	<b>4228</b>

# Employment Position by Region



	Assistant Teacher	Teacher	Family/Group Lead Caregiver	Program Administrator	Substitute/Occasional Backup	Program Director	Family/Group Assistant Caregiver	Aide/Float	School-Age Program Assistant/Aide	School-Age Program Lead Teacher/Group Leader	School-Age Director	Non-direct care support staff (food service, bus driver, etc.)	TOTAL
REGION 1	51	38	14	3	3	11	10	12	2	1	0	1	146
REGION 2	23	146	39	11	8	25	35	33	5	3	1	3	332
REGION 3	35	55	12	5	7	9	8	38	0	0	0	1	170
REGION 4	75	154	52	11	18	36	21	149	5	11	0	5	537
REGION 5	562	553	99	27	80	113	48	336	120	49	16	9	2012
REGION 6	36	60	33	3	3	21	27	27	2	1	0	1	214
REGION 7	137	128	52	15	69	34	36	186	14	20	2	8	701
REGION 8	31	21	11	3	4	10	12	21	0	2	0	1	116
<b>TOTAL</b>	<b>950</b>	<b>1155</b>	<b>312</b>	<b>78</b>	<b>192</b>	<b>259</b>	<b>197</b>	<b>802</b>	<b>148</b>	<b>87</b>	<b>19</b>	<b>29</b>	<b>4228</b>