

Employment Program License Type by Region

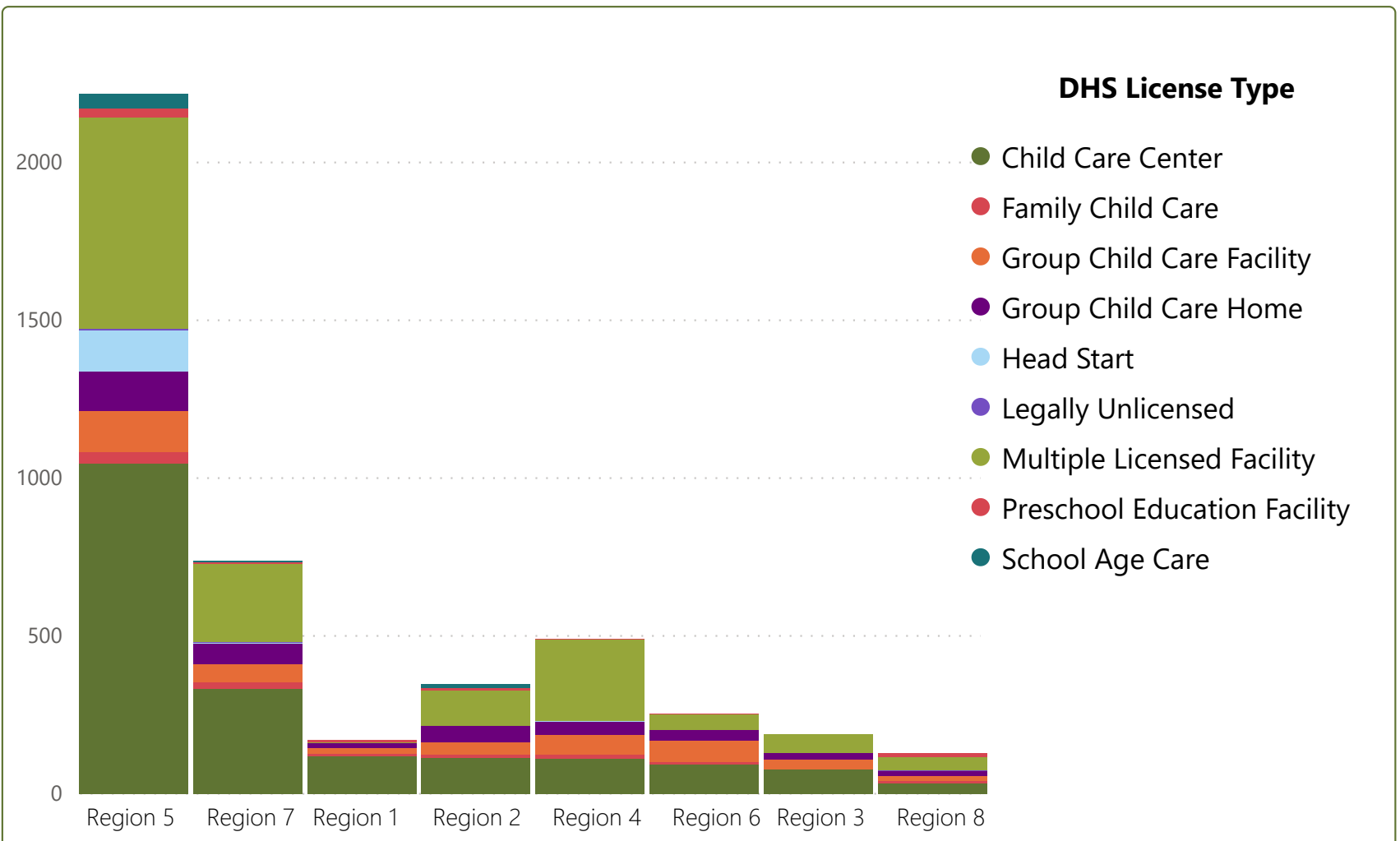
1st Quarter 2021

This report shows employment by the program types where individuals are employed and the positions they hold in those programs. The data includes all individuals who had a current Growing Futures membership and verified employment by program, region, and position during the reporting period. NOTE: The total number of account factored in the report is less than the total number of current members because not all member accounts include verified employment and position in a licensed childcare program.

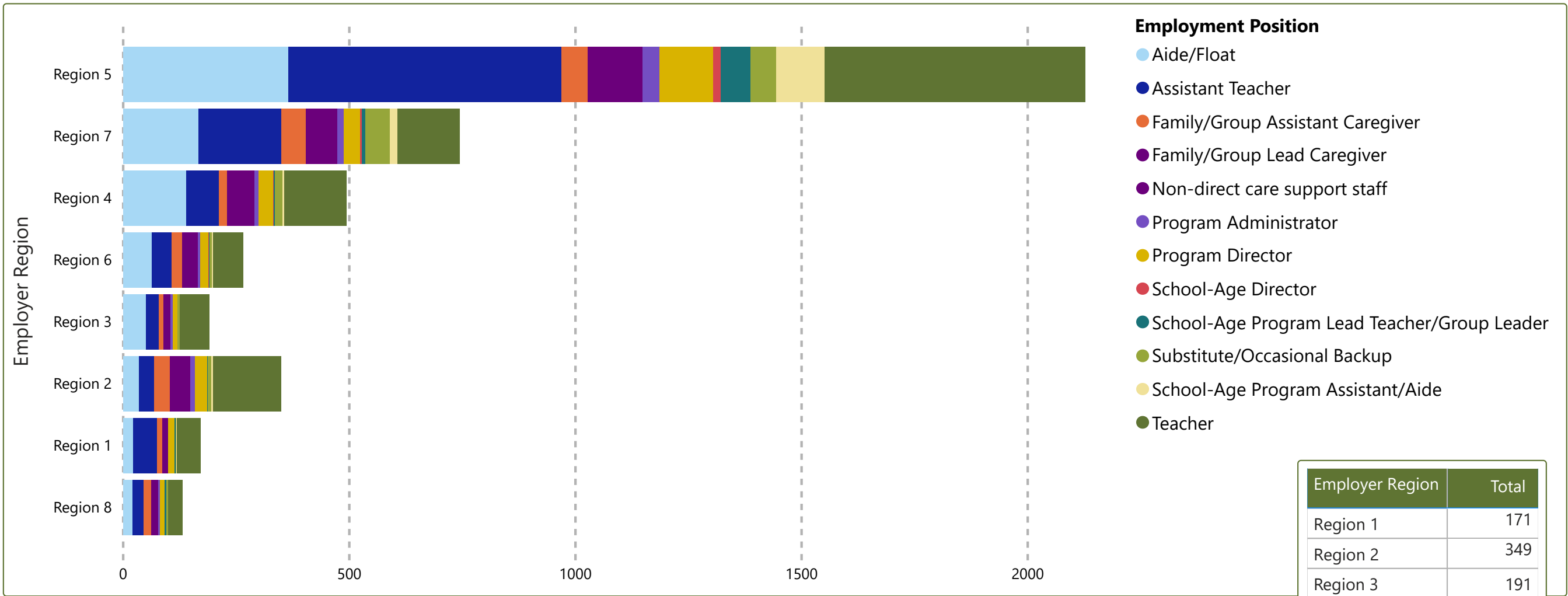
4473

Employment Positions

Employer Region	Child Care Center	Multiple Licensed Facility	Family Child Care	Group Child Care Home	Group Child Care Facility	School Age Care	Preschool Education Facility	Head Start	Legally Unlicensed
Region 2	115	113	9	51	39	12	6	0	2
Region 3	77	58	1	19	32	0	0	1	0
Region 5	1047	669	37	127	128	46	30	131	3
Region 7	333	248	21	67	56	4	5	3	1
Region 1	120	5	6	14	19	0	7	0	0
Region 4	111	257	13	42	63	0	2	2	1
Region 6	93	47	8	36	66	0	1	0	1
Region 8	33	43	8	14	17	0	13	0	2
Total	1929	1440	103	370	420	62	64	137	10



Employment Position by Region



Employer Region	Total
Region 1	171
Region 2	349
Region 3	191
Region 4	494
Region 5	2127
Region 6	266
Region 7	744
Region 8	131
Total	4473

Employment Positions	Aide/Float	Assistant Teacher	Family/Group Assistant Caregiver	Family/Group Lead Caregiver	Non-direct care support staff	Program Administrator	Program Director	School-Age Director	School-Age Program Lead Teacher/Group Leader	Substitute/Occasional Backup	Teacher	School-Age Program Assistant/Aide
Total	864	1041	229	336	37	85	271	22	85	150	1216	137



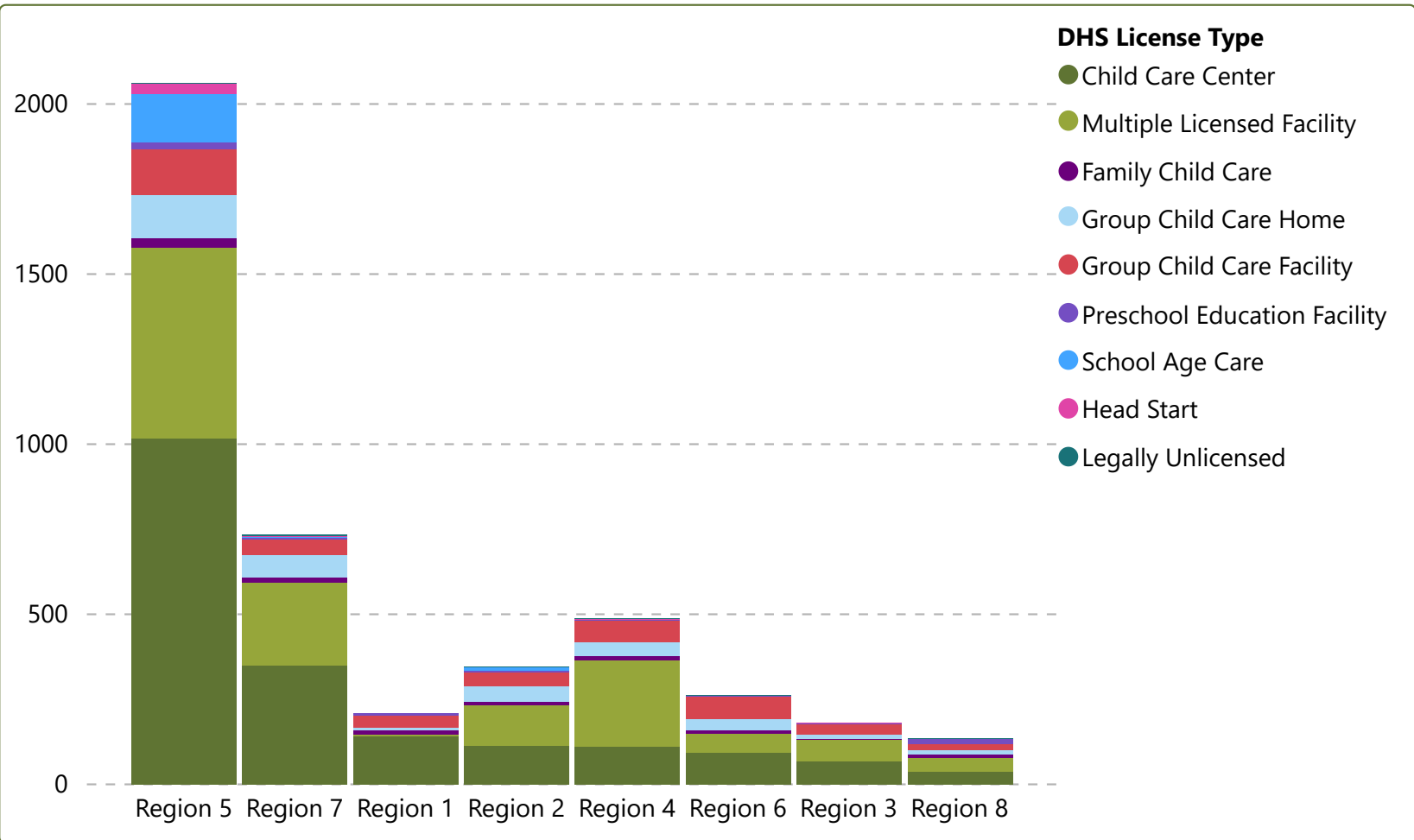
Employment Program License Type by Region

2nd Quarter 2021

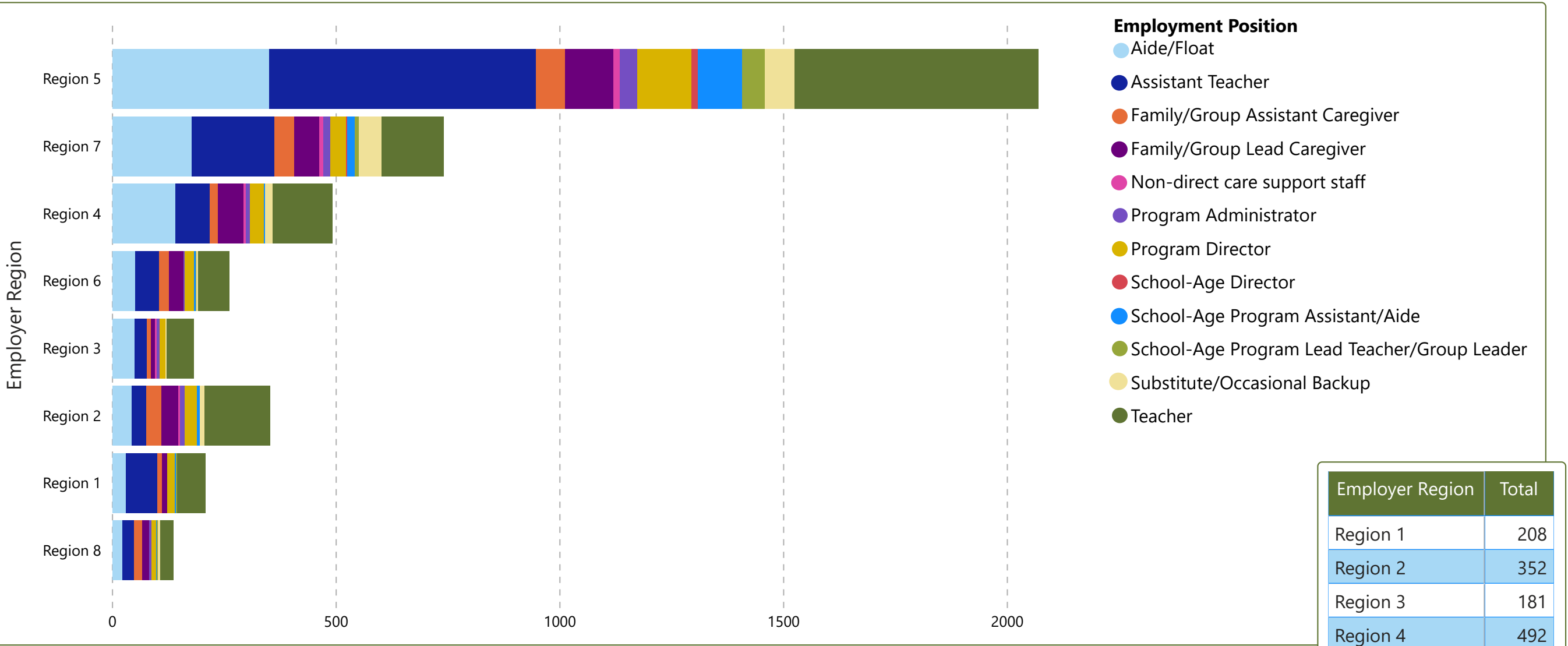
This report shows employment by the program types where individuals are employed and the positions they hold in those programs. The data includes all individuals who had a current Growing Futures membership and verified employment by program, region, and position during the reporting period. NOTE: The total number of accounts factored in the report is less than the total number of current members because not all member accounts include verified employment and position in a licensed childcare program.

4414
Employment Positions

Employer Region	Child Care Center	Multiple Licensed Facility	Family Child Care	Group Child Care Home	Group Child Care Facility	Preschool Education Facility	School Age Care	Head Start	Legally Unlicensed
Region 1	141	6	11	10	33	7	0	0	0
Region 2	113	121	9	45	41	5	11	0	2
Region 3	69	62	2	15	29	2	0	1	0
Region 4	112	253	13	40	64	2	0	2	2
Region 5	1017	561	29	127	133	21	143	29	1
Region 6	94	56	8	35	66	1	0	0	1
Region 7	349	243	17	65	46	4	4	4	3
Region 8	37	42	8	14	18	14	0	0	1
Total	1932	1344	97	351	430	56	158	36	10



Employment Position by Region



Employer Region	Total
Region 1	208
Region 2	352
Region 3	181
Region 4	492
Region 5	2070
Region 6	262
Region 7	741
Region 8	136
Total	4442

Employment Positions	Aide/Float	Assistant Teacher	Family/Group Assistant Caregiver	Family/Group Lead Caregiver	Non-direct care support staff	Program Administrator	Program Director	School-Age Director	School-Age Program Assistant/Aide	School-Age Program Lead Teacher/Group Leader	Substitute/Occasional Backup	Teacher
	864	1068	220	332	34	88	275	20	129	68	158	1186



Employment Program License Type by Region

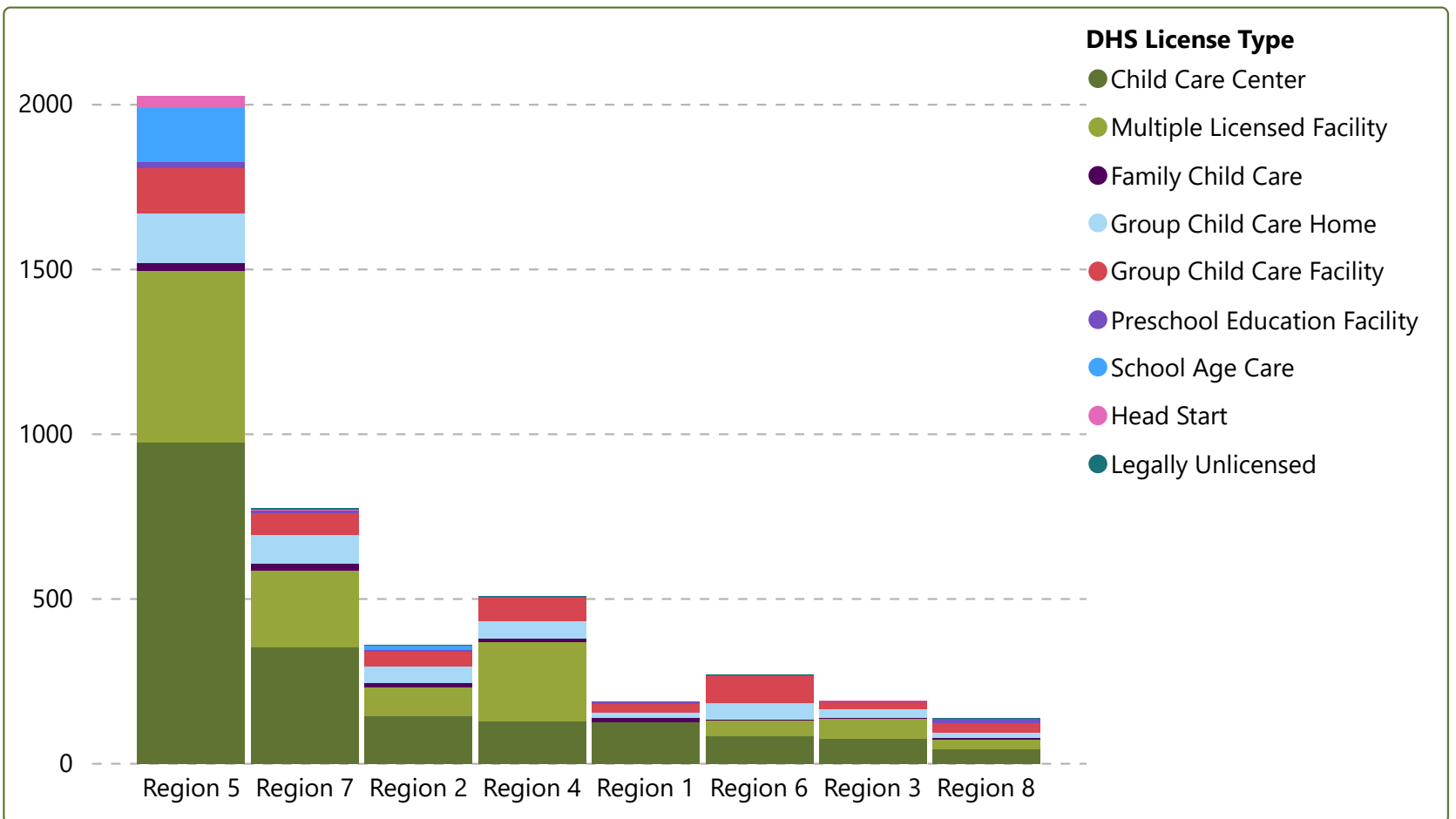
3rd Quarter 2021

This report shows employment by the program types where individuals are employed and the positions they hold in those programs. The data includes all individuals who had a current Growing Futures membership and verified employment by program, region, and position during the reporting period. NOTE: The total number of accounts factored in the report is less than the total number of current members because not all member accounts include verified employment and position in a licensed childcare program.

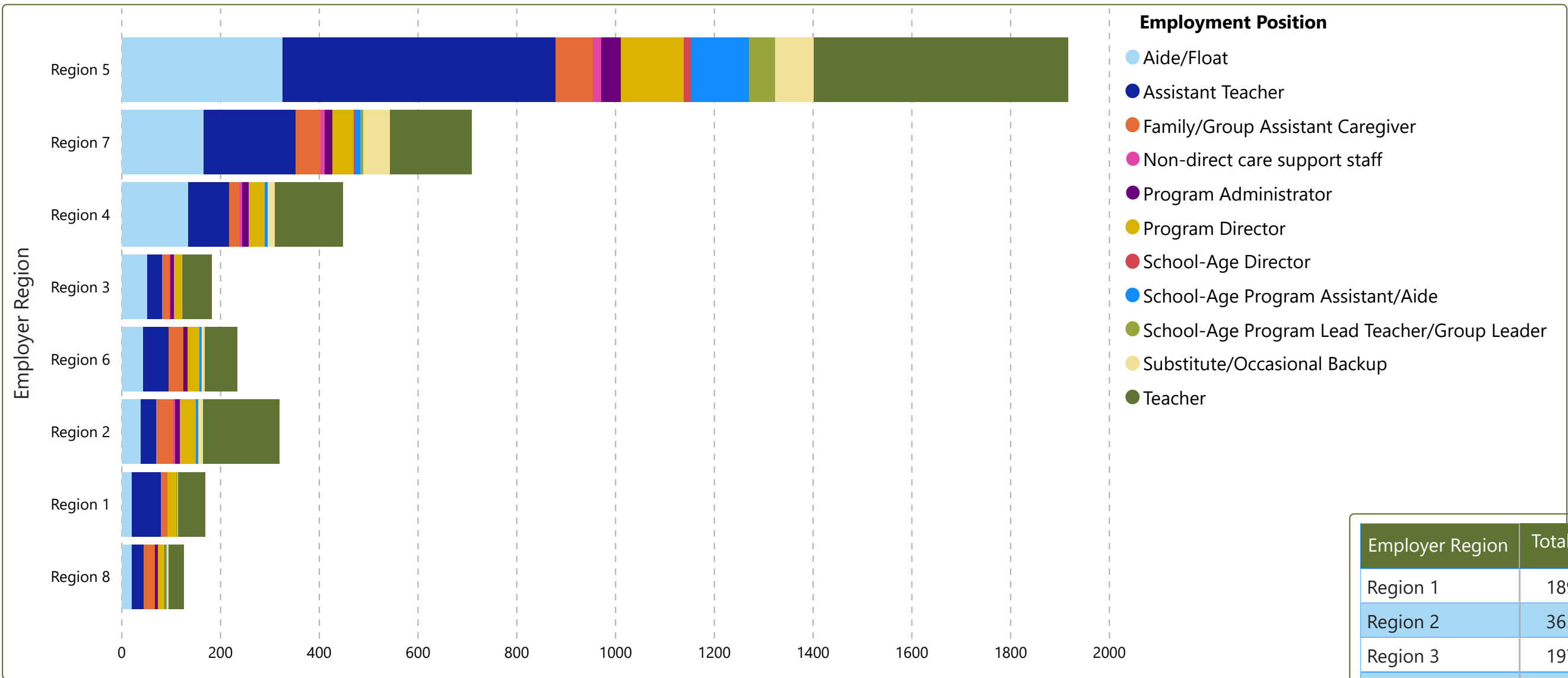
4497

Employment Positions

Employer Region	Child Care Center	Multiple Licensed Facility	Family Child Care	Group Child Care Home	Group Child Care Facility	Preschool Education Facility	School Age Care	Head Start	Legally Unlicensed
Region 1	125	2	13	16	26	7	0	0	0
Region 2	144	89	13	51	43	6	12	0	2
Region 3	76	62	3	24	23	2	0	1	0
Region 4	130	239	11	55	69	2	0	2	1
Region 5	975	522	24	151	135	21	162	36	0
Region 6	86	45	4	49	83	3	0	0	2
Region 7	354	233	21	86	68	6	2	3	3
Region 8	44	30	6	16	27	15	0	0	1
Total	1934	1222	95	448	474	62	176	42	9



Employment Position by Region



Employer Region	Total
Region 1	189
Region 2	365
Region 3	197
Region 4	517
Region 5	2033
Region 6	273
Region 7	782
Region 8	141
Total	4497

Employment Positions	Aide/Float	Assistant Teacher	Family/Group Assistant Caregiver	Family/Group Lead Caregiver	Non-direct care support staff	Program Administrator	Program Director	School-Age Director	School-Age Program Assistant/Aide	School-Age Program Lead Teacher/Group Leader	Substitute/Occasional Backup	Teacher
All Regions	800	1020	260	394	38	99	305	18	144	67	168	1184



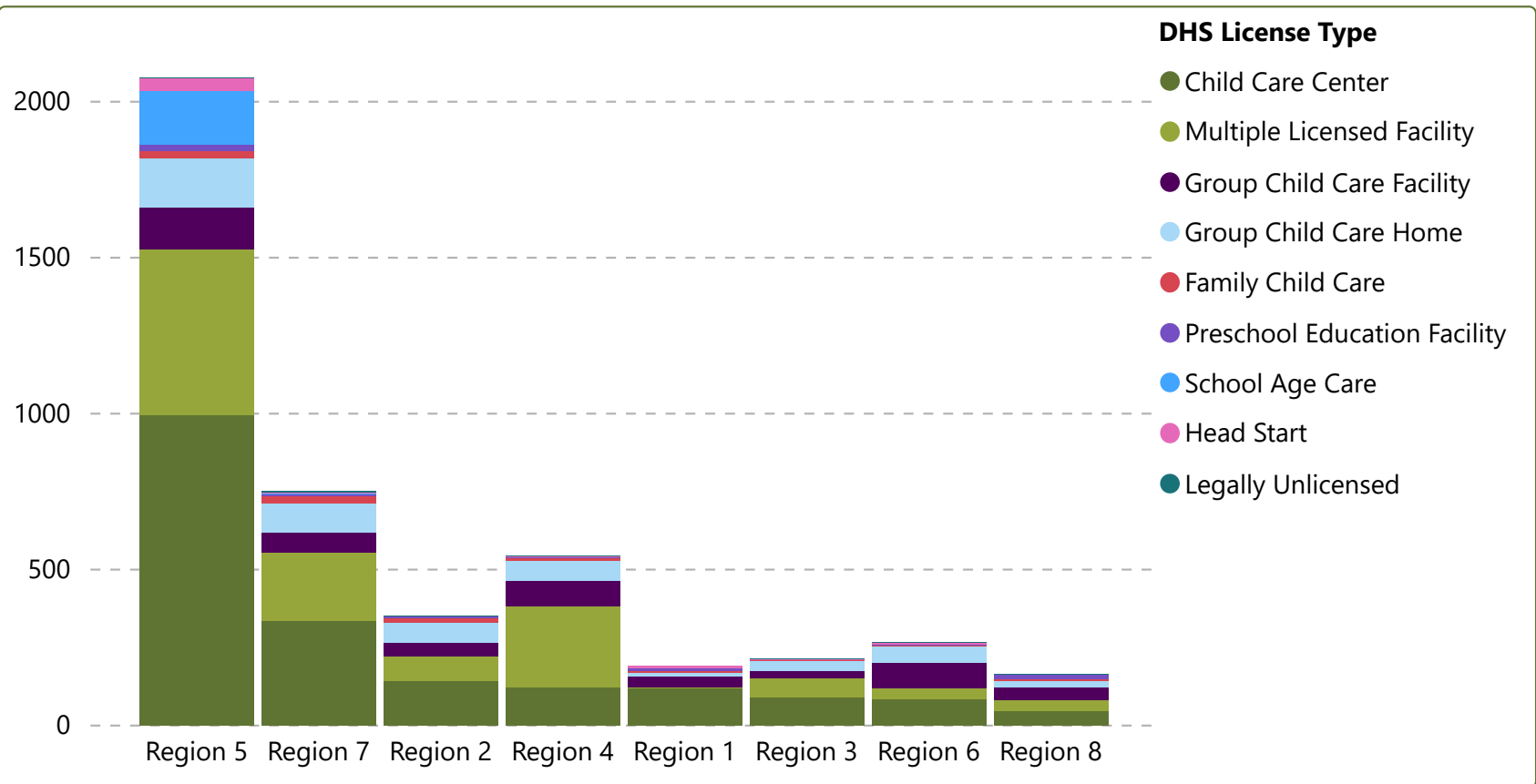
Employment Program License Type by Region

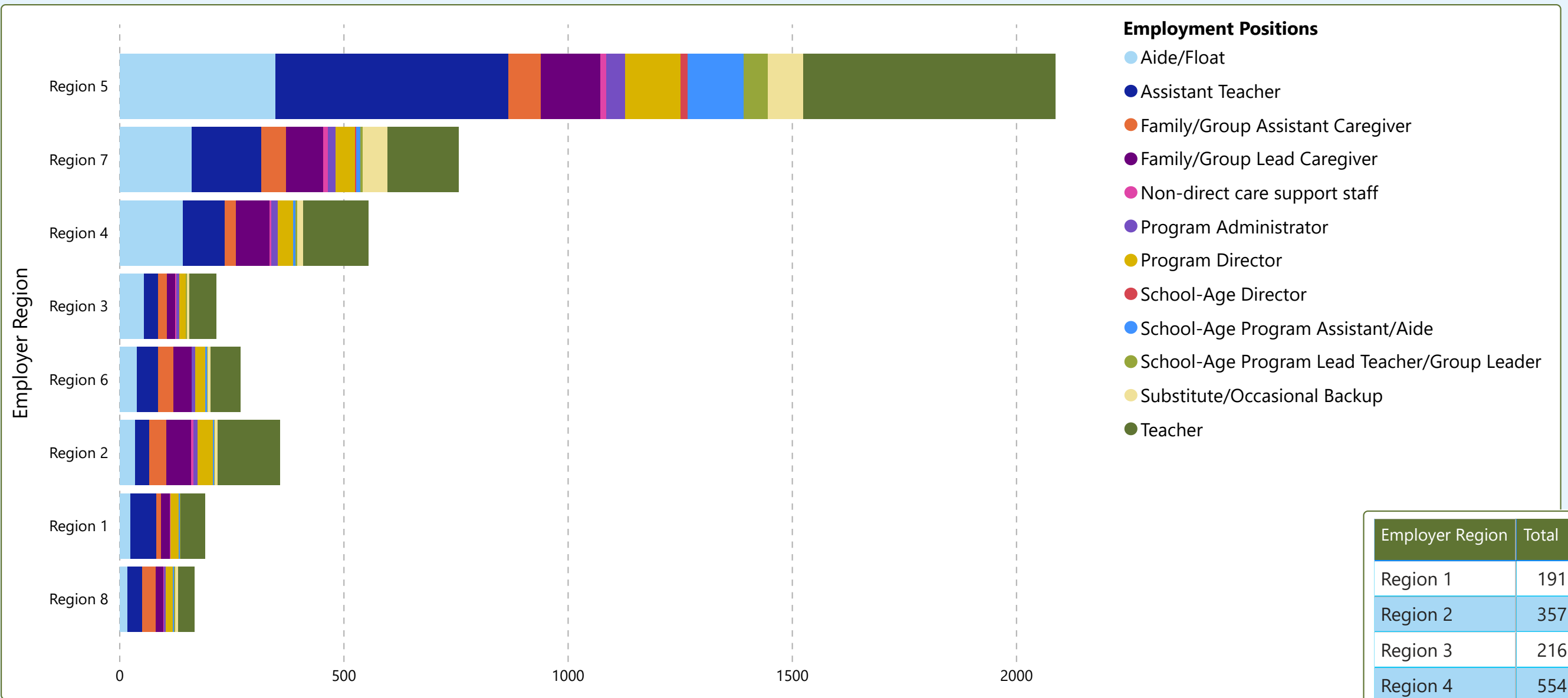
4th Quarter 2021

This report shows employment by the program types where individuals are employed and the positions they hold in those programs. The data includes all individuals who had a current Growing Futures membership and verified employment by program, region, and position during the reporting period. NOTE: The total number of accounts factored in the report is less than the total number of current members because not all member accounts include verified employment and position in a licensed childcare program.

4594
Employment Positions

Employer Region	Child Care Center	Multiple Licensed Facility	Group Child Care Facility	Group Child Care Home	Family Child Care	Preschool Education Facility	School Age Care	Head Start	Legally Unlicensed
Region 1	120	2	35	12	7	7	0	8	0
Region 2	143	79	45	63	14	8	0	0	1
Region 3	90	61	25	32	2	2	0	1	1
Region 4	123	259	81	64	11	2	0	2	2
Region 5	996	532	133	158	24	20	171	42	2
Region 6	85	35	82	52	4	4	0	3	2
Region 7	337	219	63	93	24	6	3	2	5
Region 8	46	37	41	19	7	13	0	0	1
Total	1940	1224	505	493	93	62	174	58	14





Employer Region	Total
Region 1	191
Region 2	357
Region 3	216
Region 4	554
Region 5	2086
Region 6	269
Region 7	755
Region 8	166
Total	4594

Employment Positions	Aide/Float	Assistant Teacher	Family/Group Assistant Caregiver	Family/Group Lead Caregiver	Non-direct care support staff	Program Administrator	Program Director	School-Age Director	School-Age Program Assistant/Aide	School-Age Program Lead Teacher/Group Leader	Substitute/Occasional Backup	Teacher
All Regions	815	973	284	442	37	101	309	18	150	72	172	1221