



## Employment: Program License Type by Region

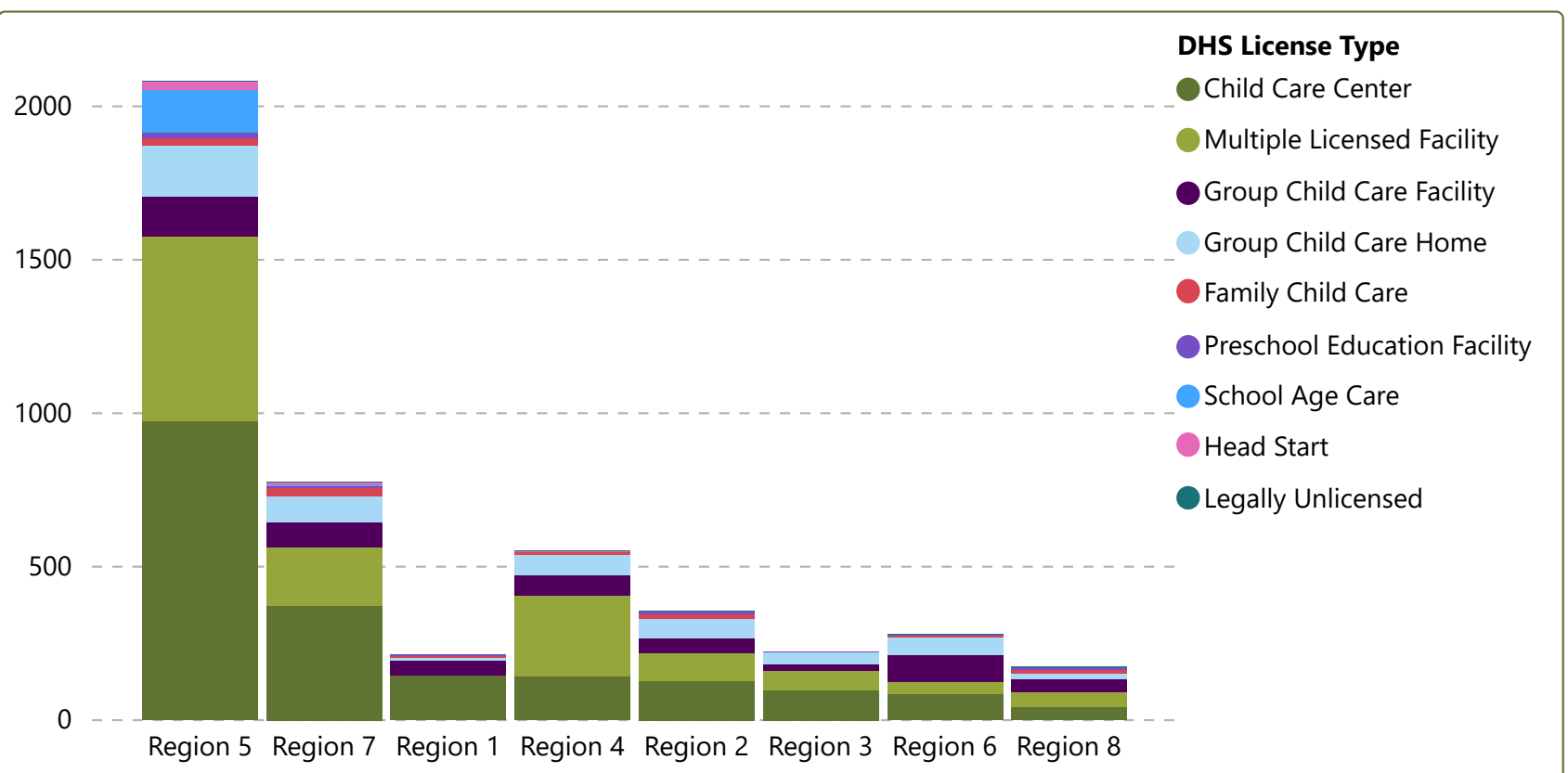
1st Quarter 2022

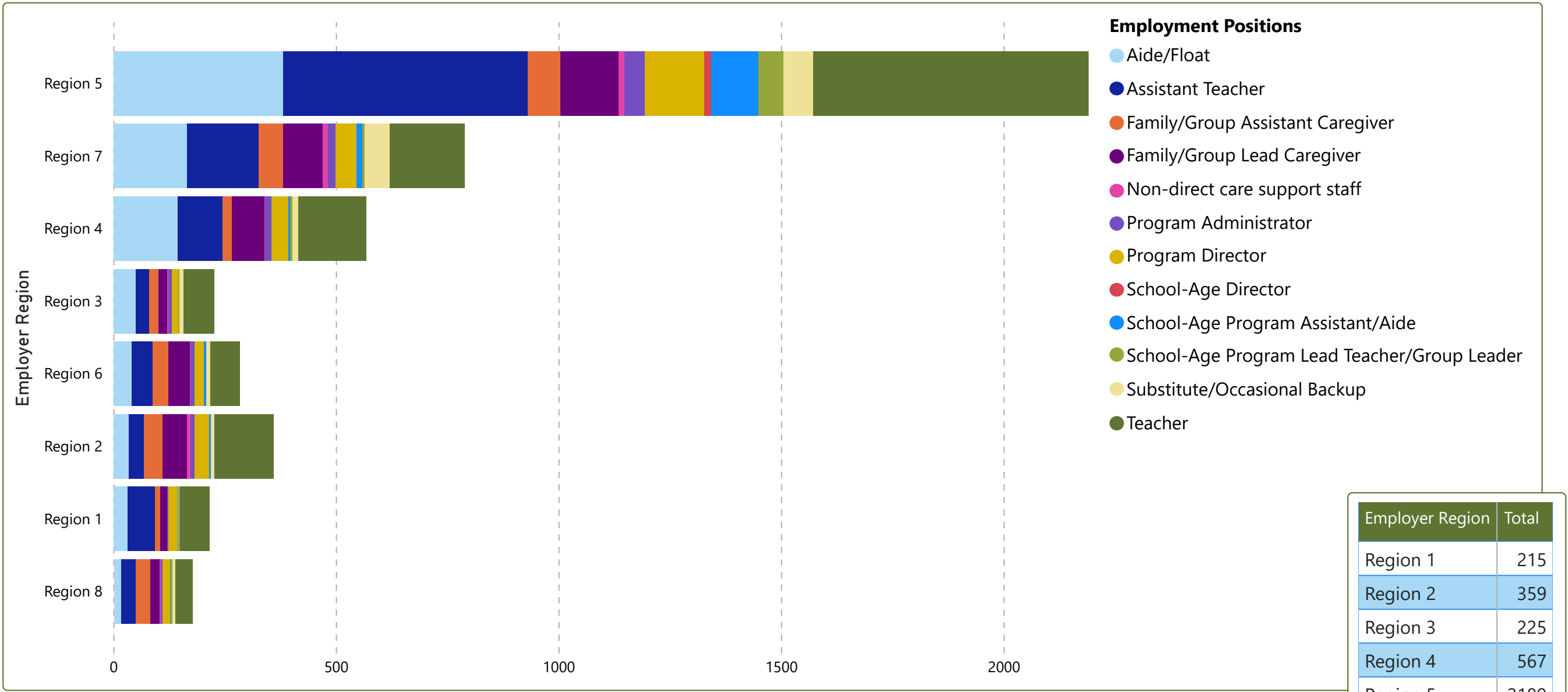
This report shows employment by the program types where individuals are employed and the positions they hold in those programs. The data includes all individuals who had a current Growing Futures membership and verified employment by program, region, and position during the reporting period. NOTE: The total number of accounts factored in the report is less than the total number of current members because not all member accounts include verified employment and position in a licensed childcare program.

# 4803

Employment Positions

Employer Region	Child Care Center	Multiple Licensed Facility	Group Child Care Facility	Group Child Care Home	Family Child Care	Preschool Education Facility	School Age Care	Head Start	Legally Unlicensed
Region 1	145	1	49	8	5	6	0	0	0
Region 2	127	91	48	65	15	8	0	0	1
Region 3	97	63	23	38	2	1	0	0	0
Region 4	142	264	68	64	9	2	0	2	3
Region 5	974	600	133	165	24	20	138	27	1
Region 6	87	37	88	57	6	4	0	0	2
Region 7	372	191	81	86	26	7	3	9	2
Region 8	42	48	42	21	10	12	0	0	1
<b>Total</b>	<b>1986</b>	<b>1295</b>	<b>532</b>	<b>504</b>	<b>97</b>	<b>60</b>	<b>141</b>	<b>38</b>	<b>10</b>





Employment Positions	Aide/Float	Assistant Teacher	Family/Group Assistant Caregiver	Family/Group Lead Caregiver	Non-direct care support staff	Program Administrator	Program Director	School-Age Director	School-Age Program Assistant/Aide	School-Age Program Lead Teacher/Group Leader	Substitute/Occasional Backup	Teacher
All Regions	858	1019	293	451	39	111	325	16	133	76	170	1312

Employer Region	Total
Region 1	215
Region 2	359
Region 3	225
Region 4	567
Region 5	2189
Region 6	283
Region 7	788
Region 8	177
<b>Total Positions</b>	<b>4803</b>



## Employment: Program License Type by Region

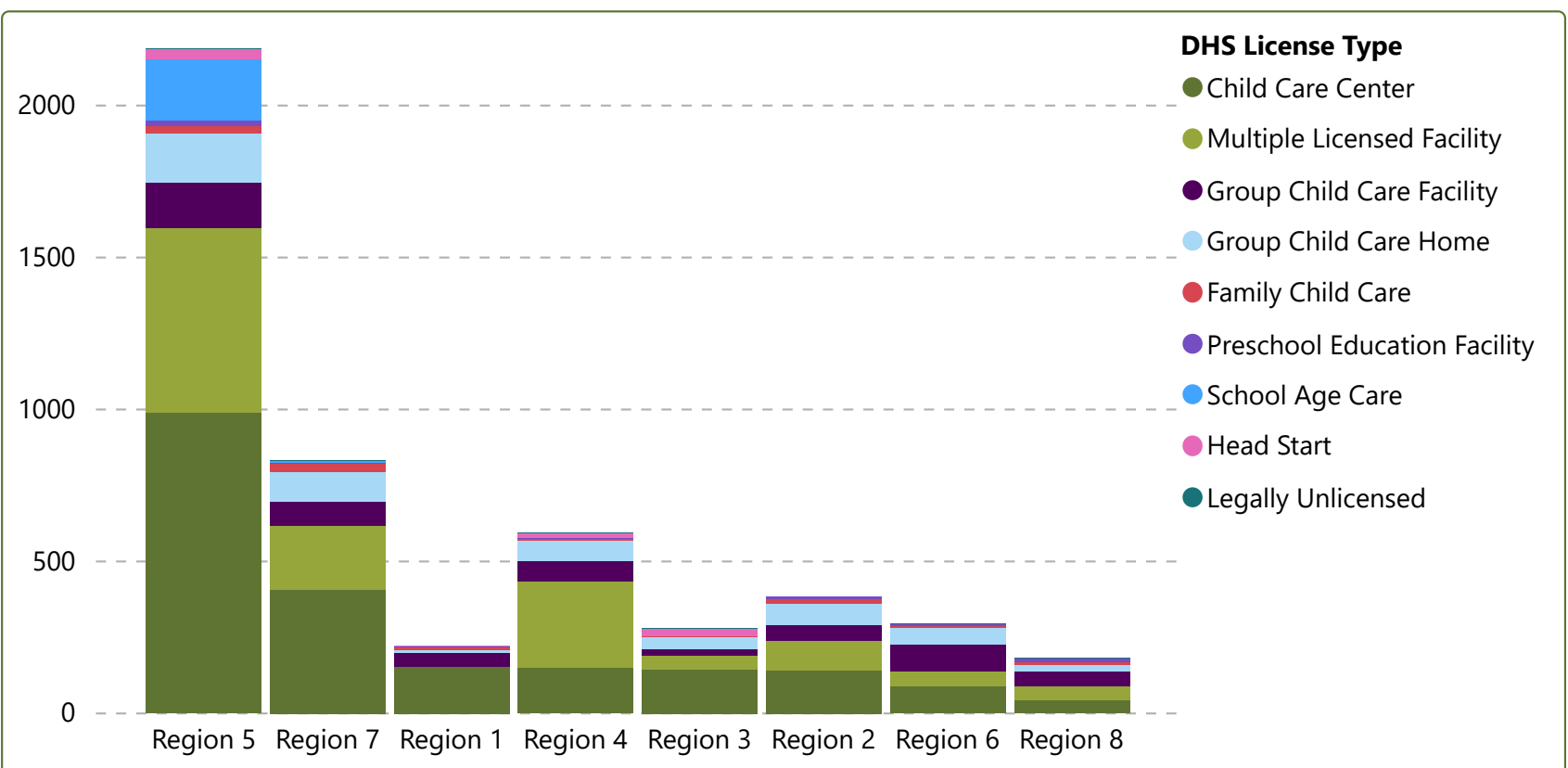
2nd Quarter 2022

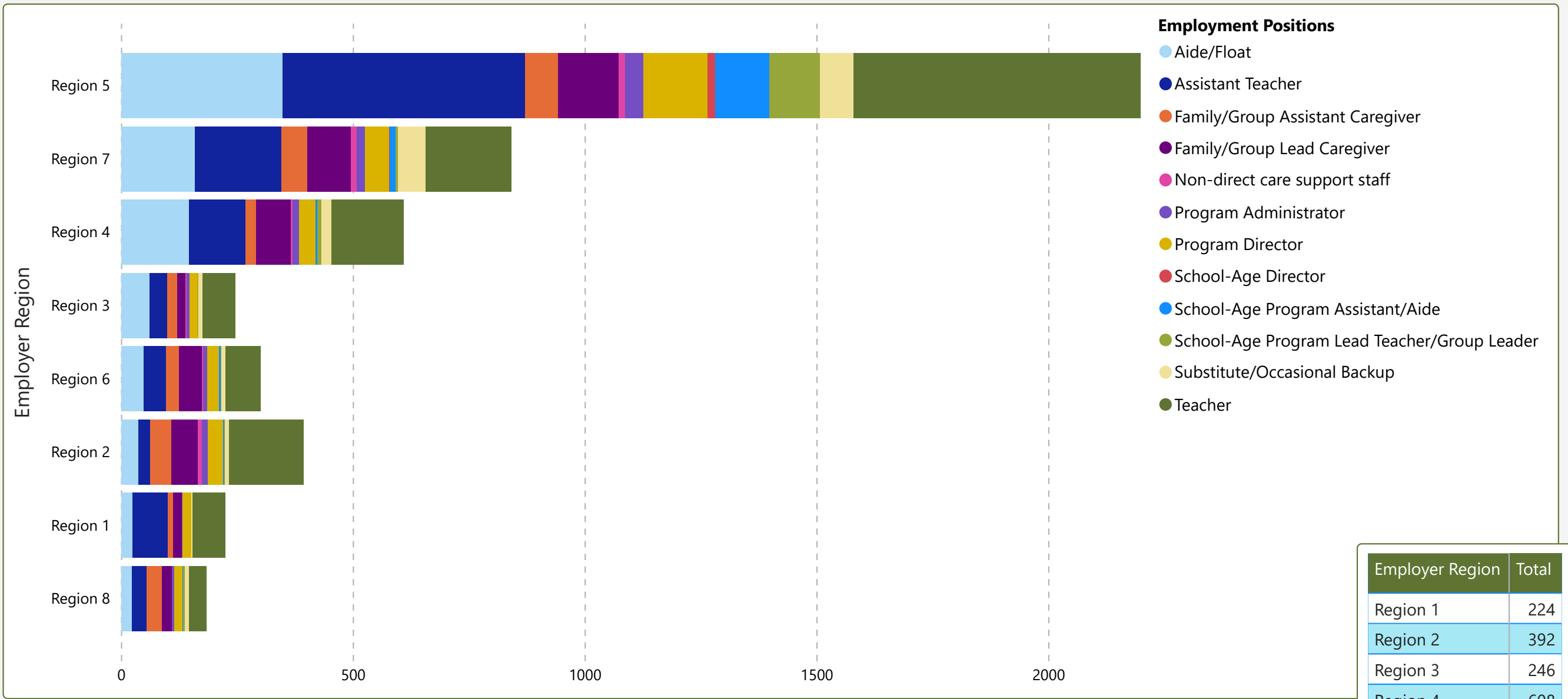
This report shows employment by the program types where individuals are employed and the positions they hold in those programs. The data includes all individuals who had a current Growing Futures membership and verified employment by program, region, and position during the reporting period. NOTE: The total number of accounts factored in the report is less than the total number of current members because not all member accounts include verified employment and position in a licensed childcare program.

# 4993

Employment Positions

Employer Region	Child Care Center	Multiple Licensed Facility	Group Child Care Facility	Group Child Care Home	Family Child Care	Preschool Education Facility	School Age Care	Head Start	Legally Unlicensed
Region 1	153	2	45	9	7	6	0	1	0
Region 2	141	97	54	69	17	7	0	0	0
Region 3	144	46	22	39	2	0	0	27	2
Region 4	151	285	65	68	7	2	0	14	3
Region 5	990	608	148	163	24	19	202	31	2
Region 6	91	49	86	56	7	5	0	0	3
Region 7	409	208	82	95	27	6	4	1	2
Region 8	44	46	49	21	10	12	0	0	1
<b>Total</b>	<b>2123</b>	<b>1341</b>	<b>551</b>	<b>520</b>	<b>101</b>	<b>57</b>	<b>206</b>	<b>74</b>	<b>13</b>





Employer Region	Total
Region 1	224
Region 2	392
Region 3	246
Region 4	608
Region 5	2198
Region 6	300
Region 7	841
Region 8	183
<b>Total</b>	<b>4992</b>

Employment Positions	Aide/Float	Assistant Teacher	Family/Group Assistant Caregiver	Family/Group Lead Caregiver	Non-direct care support staff	Program Administrator	Program Director	School-Age Director	School-Age Program Assistant/Aide	School-Age Program Lead Teacher/Group Leader	Substitute/Occasional Backup	Teacher
All Regions	841	1055	287	465	45	105	337	19	142	129	193	1374



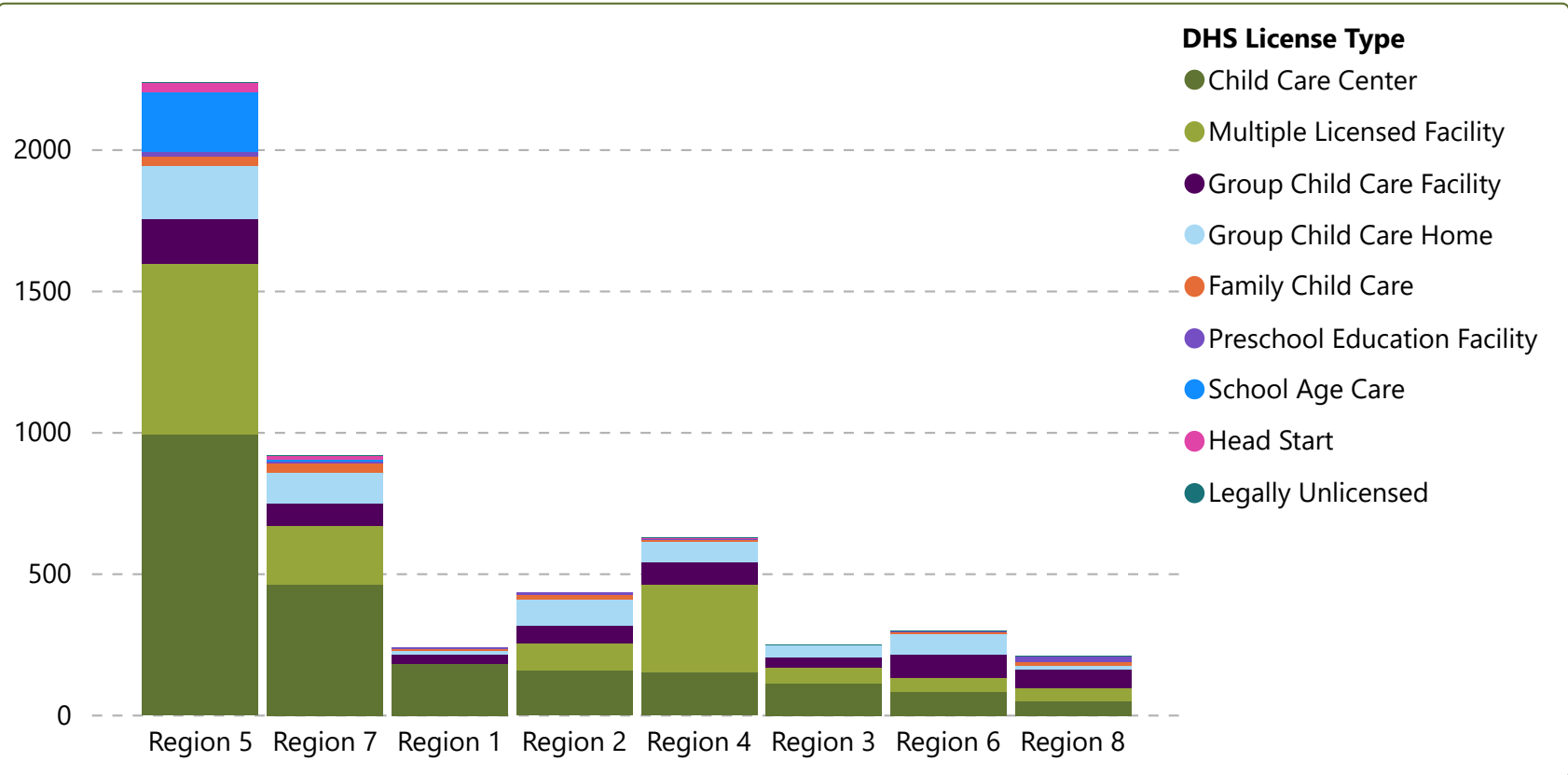
## Employment: Program License Type by Region

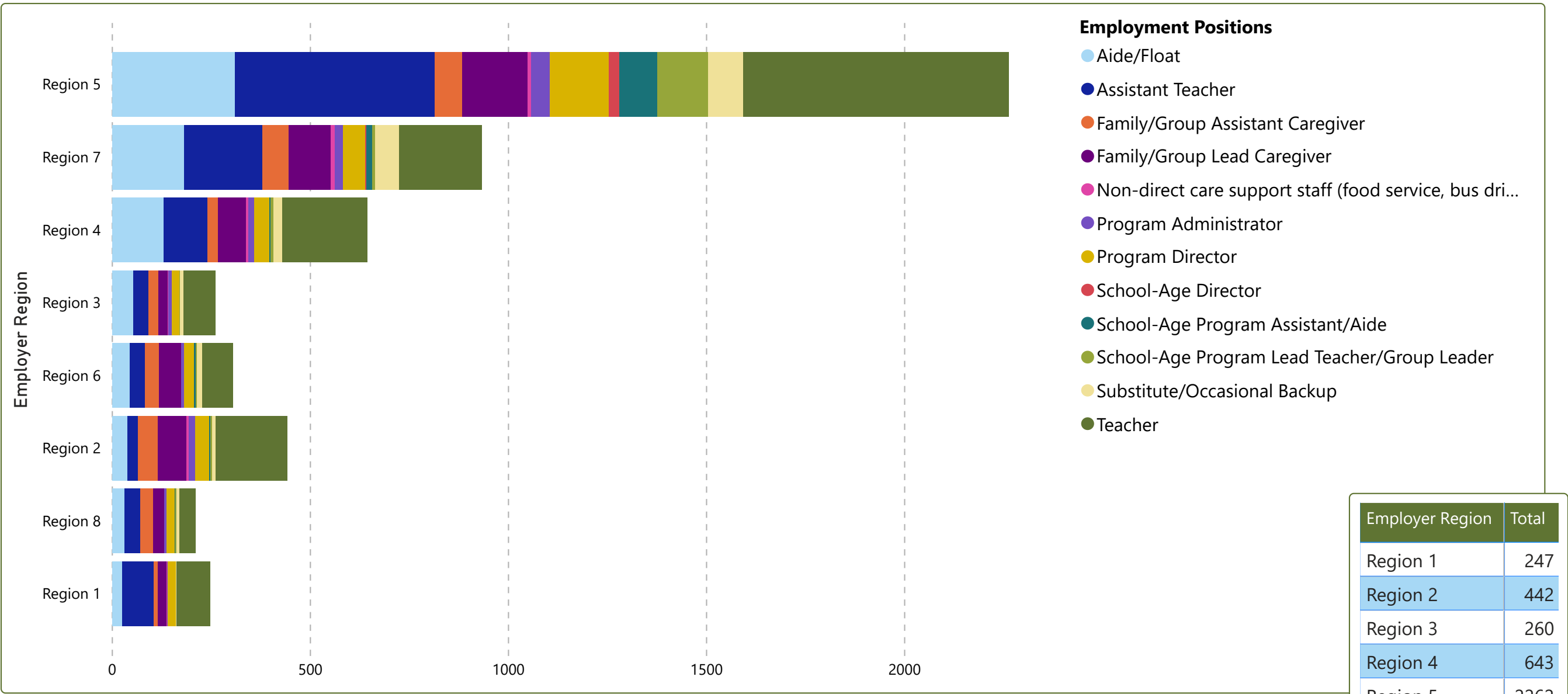
### 3rd Quarter 2022

This report shows employment by the program types where individuals are employed and the positions they hold in those programs. The data includes all individuals who had a current Growing Futures membership and verified employment by program, region, and position during the reporting period.  
 NOTE: The total number of accounts factored in the report is less than the total number of current members because not all member accounts include verified employment and position in a licensed childcare program.

**5302**  
 Employment Positions

Employer Region	Child Care Center	Family Child Care	Group Child Care Facility	Group Child Care Home	Head Start	Legally Unlicensed	Multiple Licensed Facility	Preschool Education Facility	School Age Care
Region 1	145	5	49	8	0	0	1	6	0
Region 2	127	15	48	65	0	1	91	8	0
Region 3	97	2	23	38	0	0	63	1	0
Region 4	142	9	68	64	2	3	264	2	0
Region 5	974	24	133	165	27	1	600	20	138
Region 6	87	6	88	57	0	2	37	4	0
Region 7	372	26	81	86	9	2	191	7	3
Region 8	42	10	42	21	0	1	48	12	0
<b>Total</b>	<b>1986</b>	<b>97</b>	<b>532</b>	<b>504</b>	<b>38</b>	<b>10</b>	<b>1295</b>	<b>60</b>	<b>141</b>





Employer Region	Total
Region 1	247
Region 2	442
Region 3	260
Region 4	643
Region 5	2262
Region 6	304
Region 7	933
Region 8	211
<b>Total</b>	<b>5302</b>

Employment Positions	Aide/Float	Assistant Teacher	Family/Group Assistant Caregiver	Family/Group Lead Caregiver	Non-direct care support staff	Program Administrator	Program Director	School-Age Director	School-Age Program Assistant/Aide	School-Age Program Lead Teacher/Group Leader	Substitute/Occasional Backup	Teacher
<b>Total</b>	813	1036	314	544	36	120	364	28	125	154	211	1557



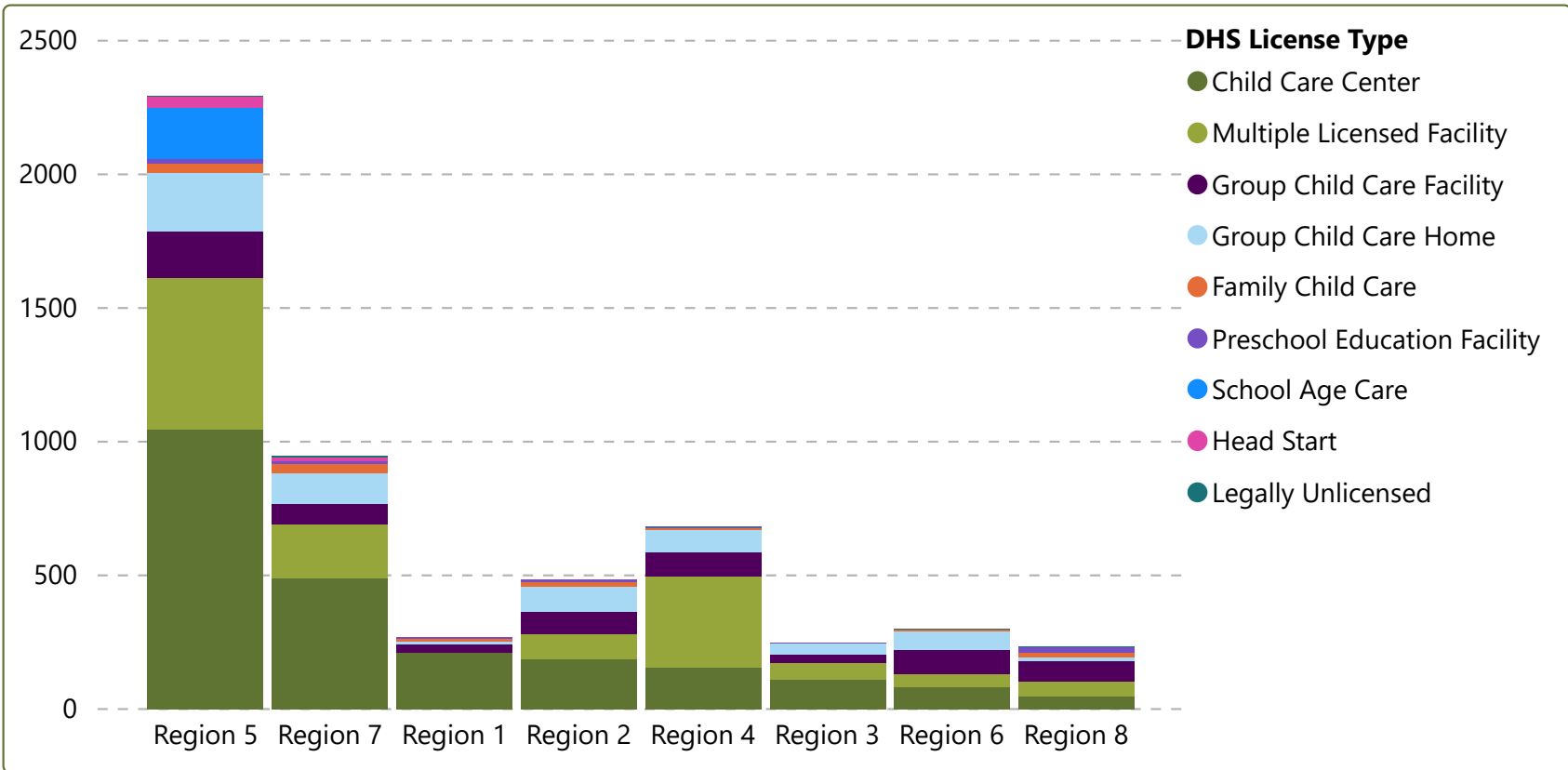
## Employment: Program License Type by Region

4th Quarter 2022

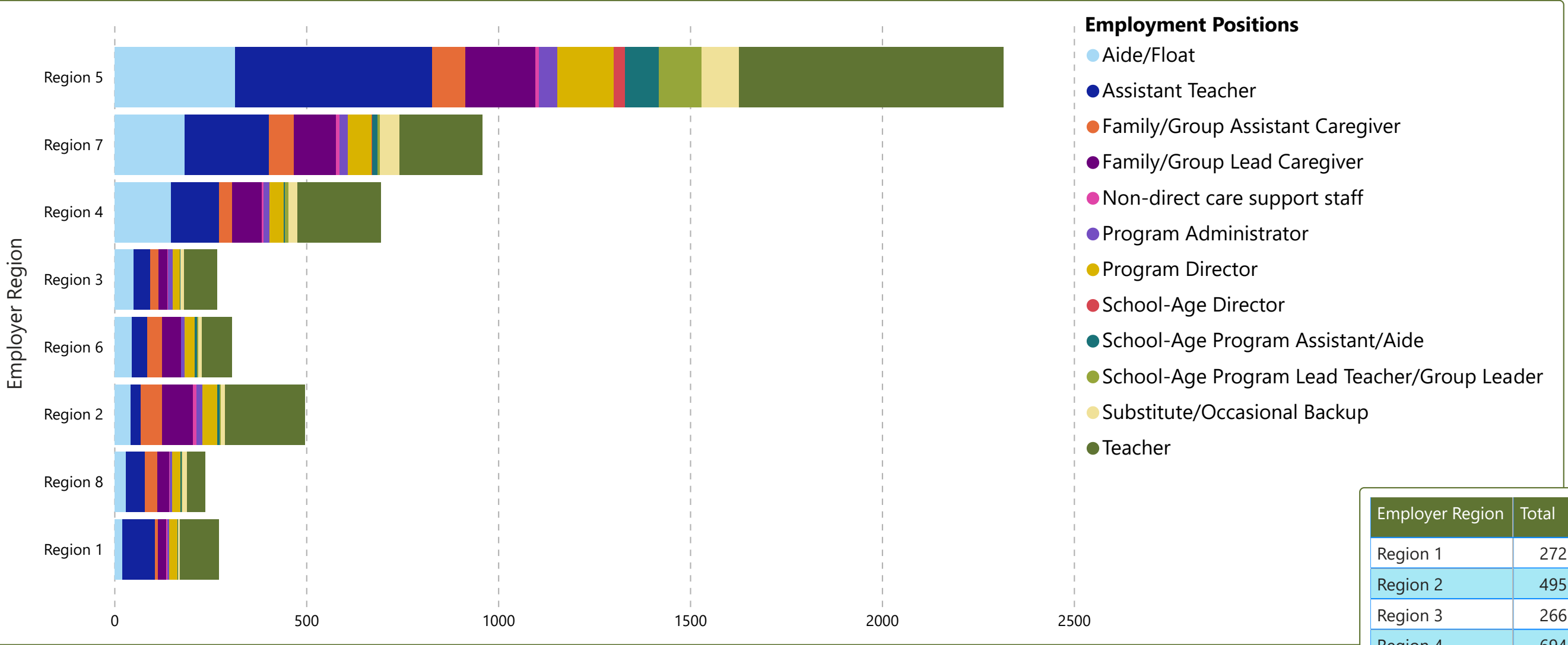
This report shows employment by the program types where individuals are employed and the positions they hold in those programs. The data includes all individuals who had a current Growing Futures membership and verified employment by program, region, and position during the reporting period. NOTE: The total number of accounts factored in the report is less than the total number of current members because not all member accounts include verified employment and position in a licensed childcare program.

**5541**  
Employment Positions

Employer Region	Child Care Center	Multiple Licensed Facility	Group Child Care Facility	Group Child Care Home	Family Child Care	Preschool Education Facility	School Age Care	Head Start	Legally Unlicensed
Region 1	211	1	29	12	9	6	0	0	0
Region 2	185	97	82	93	19	8	0	0	0
Region 3	111	61	31	43	1	2	0	0	0
Region 4	157	339	90	84	9	1	0	1	3
Region 5	1046	565	176	218	36	17	191	42	2
Region 6	82	48	92	69	5	3	0	0	3
Region 7	489	203	76	115	34	9	3	14	4
Region 8	47	56	76	17	14	20	0	0	3
<b>Total</b>	<b>2328</b>	<b>1370</b>	<b>652</b>	<b>651</b>	<b>127</b>	<b>66</b>	<b>194</b>	<b>57</b>	<b>15</b>



# Employment: Positions by Employer Region



Employment Positions	Aide/Float	Assistant Teacher	Family/Group Assistant Caregiver	Family/Group Lead Caregiver	Non-direct care support staff	Program Administrator	Program Director	School-Age Director	School-Age Program Assistant/Aide	School-Age Program Lead Teacher/Group Leader	Substitute/Occasional Backup	Teacher
Total	825	1102	345	573	38	134	374	31	120	137	219	1643

Employer Region	Total
Region 1	272
Region 2	495
Region 3	266
Region 4	694
Region 5	2316
Region 6	305
Region 7	958
Region 8	235
<b>Total</b>	<b>5541</b>