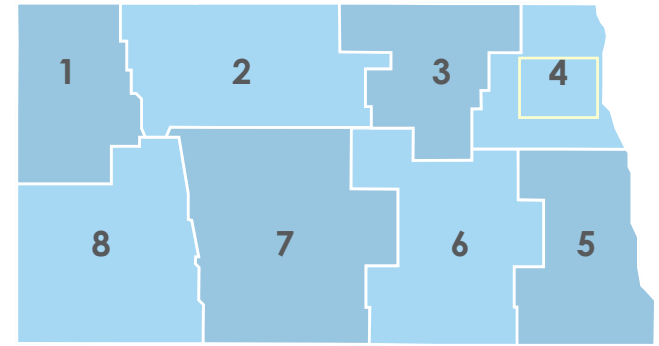




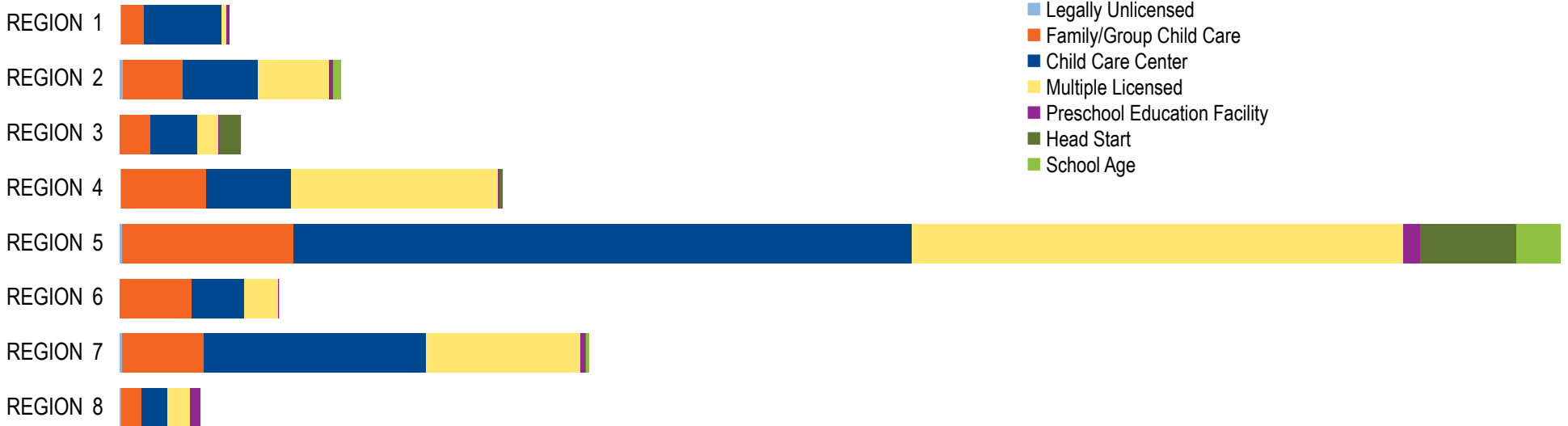
1st Quarter 2020:

This report shows employment in two ways: the program types where individuals are employed in each region of the state and the positions they hold in those programs. The data is all individuals who had a current Growing Futures membership and verified employment by program, region, and position during the reporting period. In the first chart, the number of people employed in each program type is shown. The second chart shows the number of people employed in specific career positions. NOTE: The total number of accounts factored in this report is less than the total number of current members because not all member accounts include verified employment and position in a licensed childcare program.



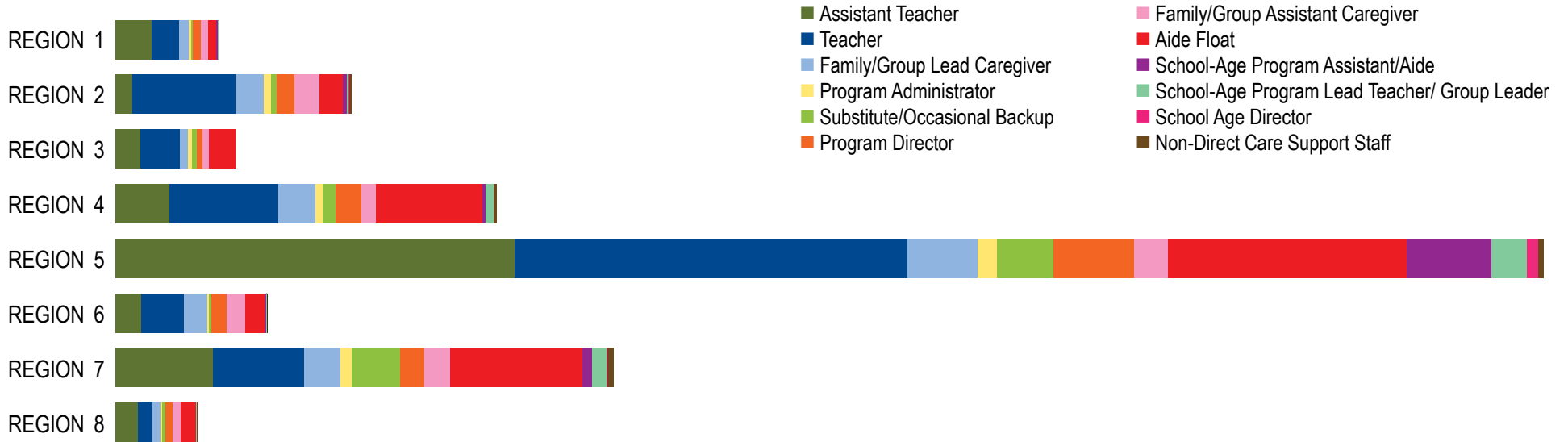
North Dakota's eight Social Services Regions

Employment Program Type by Region



	Legally Unlicensed	Family/Group Child Care	Child Care Center	Multiple Licensed Facility	Preschool Education Facility	Head Start	School Age Care	TOTAL
REGION 1	1	34	114	7	5	0	0	161
REGION 2	4	88	111	104	6	0	13	326
REGION 3	0	45	69	30	2	32	0	178
REGION 4	1	126	124	306	2	5	0	564
REGION 5	3	252	912	724	25	142	65	2123
REGION 6	0	105	77	51	1	0	0	234
REGION 7	3	120	327	228	7	2	4	691
REGION 8	2	29	39	33	15	0	0	118
TOTAL	14	799	1773	1483	63	181	82	4395

Employment Position by Region



	Assistant Teacher	Teacher	Family/ Group Lead Caregiver	Program Administrator	Substitute/ Occasional Backup	Program Director	Family/Group Assistant Caregiver	Aide/Float	School-Age Program Assistant/Aide	School-Age Program Lead Teacher/Group Leader	School-Age Director	Non-direct care support staff (food service, bus driver, etc.)	TOTAL
REGION 1	54	45	13	2	5	12	9	17	2	2	0	0	161
REGION 2	27	139	37	11	8	22	35	34	5	3	1	4	326
REGION 3	35	54	11	5	6	13	9	44	0	0	0	1	178
REGION 4	72	154	49	12	17	34	19	165	4	16	0	5	547
REGION 5	612	585	103	28	81	118	50	348	113	63	14	8	2123
REGION 6	32	71	32	2	2	20	24	44	2	3	1	1	234
REGION 7	141	133	56	13	66	34	38	173	12	14	2	9	691
REGION 8	26	32	16	3	4	9	12	13	0	2	0	1	118
TOTAL	999	1213	317	76	189	262	196	838	138	103	18	29	4378