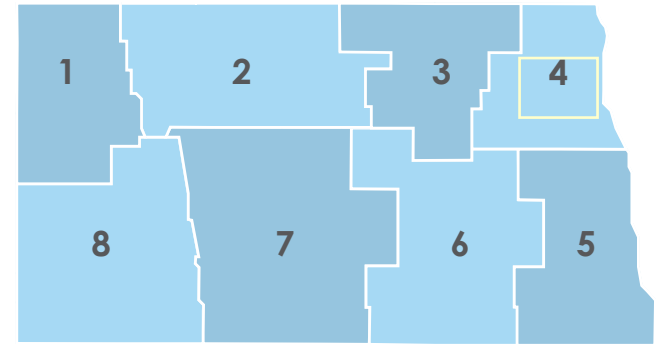




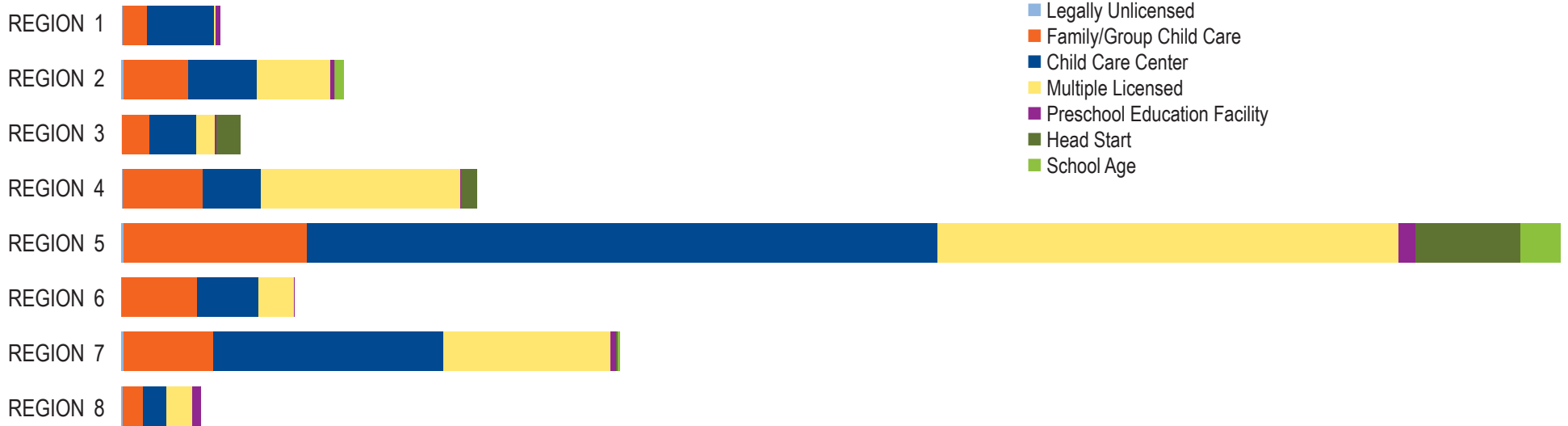
2nd Quarter 2020:

This report shows employment in two ways: the program types where individuals are employed in each region of the state and the positions they hold in those programs. The data is all individuals who had a current Growing Futures membership and verified employment by program, region, and position during the reporting period. In the first chart, the number of people employed in each program type is shown. The second chart shows the number of people employed in specific career positions. NOTE: The total number of accounts factored in this report is less than the total number of current members because not all member accounts include verified employment and position in a licensed childcare program.



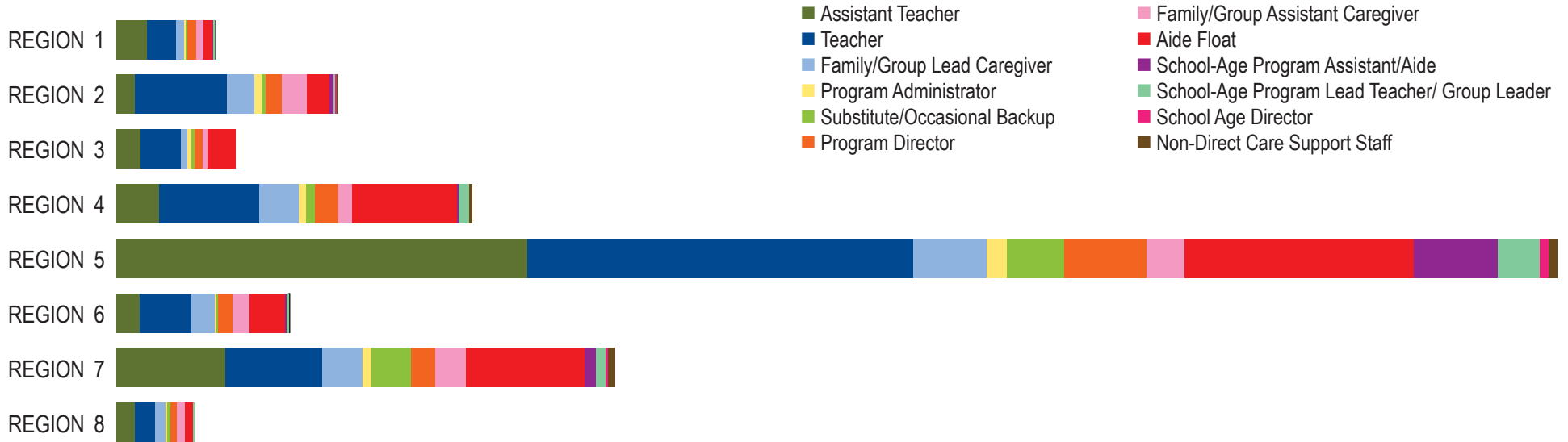
North Dakota's eight Social Services Regions

Employment Program Type by Region



| | Legally Unlicensed | Family/Group Child Care | Child Care Center | Multiple Licensed Facility | Preschool Education Facility | Head Start | School Age Care | TOTAL |
|--------------|--------------------|-------------------------|-------------------|----------------------------|------------------------------|------------|-----------------|-------------|
| REGION 1 | 1 | 36 | 97 | 3 | 7 | 0 | 0 | 144 |
| REGION 2 | 3 | 94 | 99 | 108 | 6 | 0 | 13 | 323 |
| REGION 3 | 0 | 40 | 69 | 27 | 2 | 35 | 0 | 173 |
| REGION 4 | 1 | 117 | 85 | 290 | 2 | 23 | 0 | 518 |
| REGION 5 | 3 | 267 | 918 | 672 | 25 | 153 | 59 | 2097 |
| REGION 6 | 0 | 110 | 89 | 52 | 1 | 0 | 0 | 252 |
| REGION 7 | 3 | 130 | 336 | 243 | 8 | 3 | 3 | 726 |
| REGION 8 | 2 | 29 | 34 | 37 | 13 | 0 | 0 | 115 |
| TOTAL | 13 | 823 | 1727 | 1432 | 64 | 214 | 75 | 4348 |

Employment Position by Region



| | Assistant Teacher | Teacher | Family/Group Lead Caregiver | Program Administrator | Substitute/Occasional Backup | Program Director | Family/Group Assistant Caregiver | Aide/Float | School-Age Program Assistant/Aide | School-Age Program Lead Teacher/Group Leader | School-Age Director | Non-direct care support staff (food service, bus driver, etc.) | TOTAL |
|--------------|-------------------|-------------|-----------------------------|-----------------------|------------------------------|------------------|----------------------------------|------------|-----------------------------------|--|---------------------|--|-------------|
| REGION 1 | 44 | 42 | 12 | 2 | 3 | 12 | 11 | 13 | 2 | 2 | 0 | 1 | 144 |
| REGION 2 | 26 | 135 | 39 | 11 | 6 | 23 | 37 | 32 | 6 | 3 | 2 | 3 | 323 |
| REGION 3 | 35 | 58 | 10 | 5 | 5 | 12 | 7 | 41 | 0 | 0 | 0 | 0 | 173 |
| REGION 4 | 62 | 145 | 58 | 10 | 14 | 33 | 20 | 153 | 3 | 15 | 0 | 5 | 518 |
| REGION 5 | 598 | 561 | 107 | 30 | 83 | 120 | 55 | 334 | 123 | 60 | 14 | 12 | 2097 |
| REGION 6 | 33 | 76 | 33 | 3 | 3 | 20 | 25 | 52 | 2 | 4 | 1 | 0 | 252 |
| REGION 7 | 158 | 141 | 59 | 13 | 57 | 36 | 44 | 173 | 17 | 14 | 3 | 11 | 726 |
| REGION 8 | 26 | 30 | 15 | 3 | 4 | 10 | 11 | 12 | 0 | 3 | 0 | 1 | 115 |
| TOTAL | 982 | 1188 | 333 | 77 | 175 | 266 | 210 | 810 | 153 | 101 | 20 | 33 | 4348 |