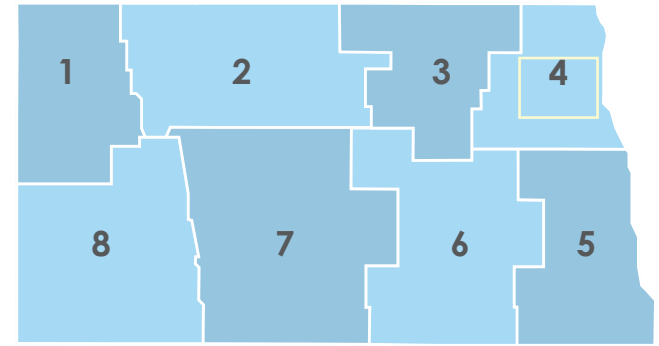




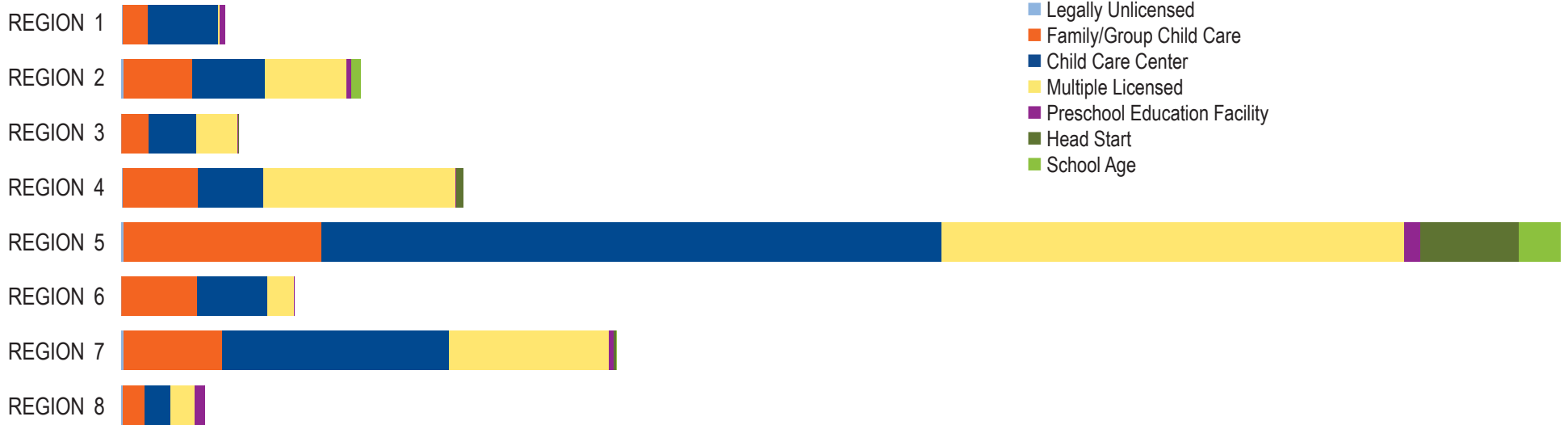
3rd Quarter 2020:

This report shows employment in two ways: the program types where individuals are employed in each region of the state and the positions they hold in those programs. The data is all individuals who had a current Growing Futures membership and verified employment by program, region, and position during the reporting period. In the first chart, the number of people employed in each program type is shown. The second chart shows the number of people employed in specific career positions. NOTE: The total number of accounts factored in this report is less than the total number of current members because not all member accounts include verified employment and position in a licensed childcare program.



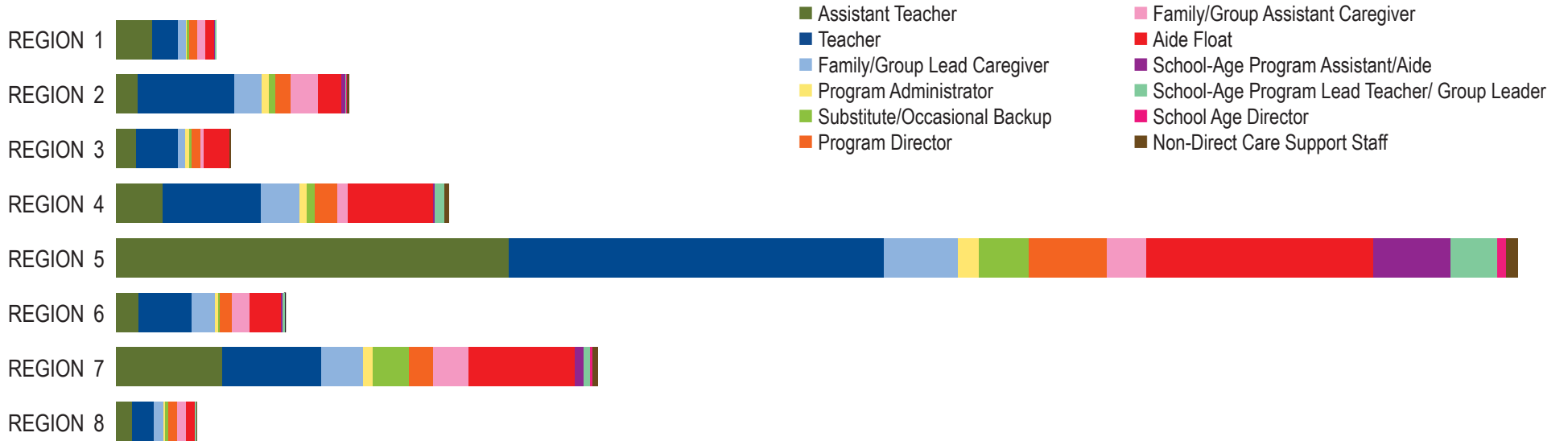
North Dakota's eight Social Services Regions

Employment Program Type by Region



	Legally Unlicensed	Family/Group Child Care	Child Care Center	Multiple Licensed Facility	Preschool Education Facility	Head Start	School Age Care	TOTAL
REGION 1	1	36	100	2	8	0	0	147
REGION 2	3	97	104	115	6	1	14	340
REGION 3	0	38	68	58	2	1	0	167
REGION 4	1	107	93	273	2	10	0	486
REGION 5	3	281	881	658	24	139	60	2046
REGION 6	0	107	100	38	1	0	0	246
REGION 7	3	140	322	228	6	4	1	704
REGION 8	2	31	36	35	14	0	0	118
TOTAL	13	837	1704	1407	63	155	75	4254

Employment Position by Region



	Assistant Teacher	Teacher	Family/Group Lead Caregiver	Program Administrator	Substitute/Occasional Backup	Program Director	Family/Group Assistant Caregiver	Aide/Float	School-Age Program Assistant/Aide	School-Age Program Lead Teacher/Group Leader	School-Age Director	Non-direct care support staff (food service, bus driver, etc.)	TOTAL
REGION 1	52	38	11	2	3	12	12	12	2	2	0	1	147
REGION 2	31	141	40	11	9	22	40	35	5	2	1	3	340
REGION 3	29	60	11	6	4	12	5	38	0	0	0	2	167
REGION 4	67	144	56	11	12	32	16	124	3	14	1	6	486
REGION 5	573	548	108	30	74	113	58	331	114	67	14	17	2047
REGION 6	32	78	34	4	3	18	25	46	3	3	1	0	247
REGION 7	155	144	61	14	53	36	51	156	12	10	3	9	704
REGION 8	23	32	14	2	5	12	13	13	0	3	0	1	118
TOTAL	962	1185	335	80	163	257	220	755	139	101	20	39	4256