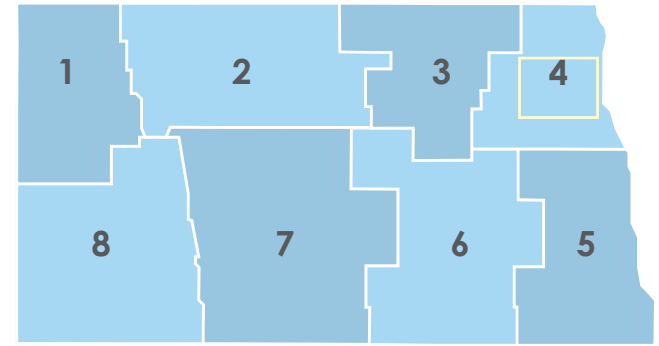




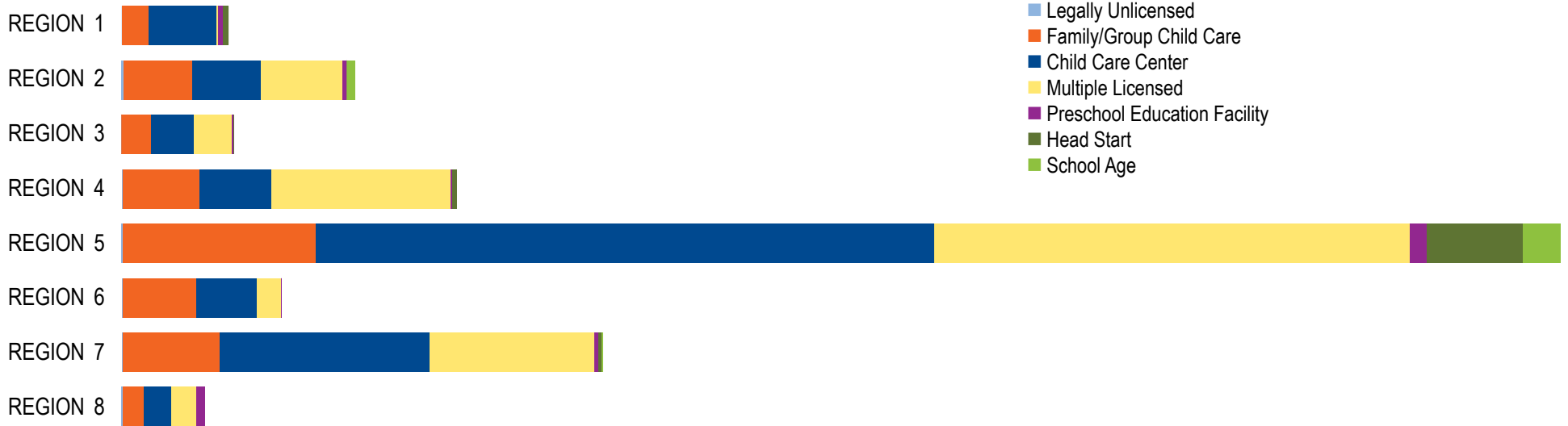
4th Quarter 2020:

This report shows employment in two ways: the program types where individuals are employed in each region of the state and the positions they hold in those programs. The data is all individuals who had a current Growing Futures membership and verified employment by program, region, and position during the reporting period. In the first chart, the number of people employed in each program type is shown. The second chart shows the number of people employed in specific career positions. NOTE: The total number of accounts factored in this report is less than the total number of current members because not all member accounts include verified employment and position in a licensed childcare program.



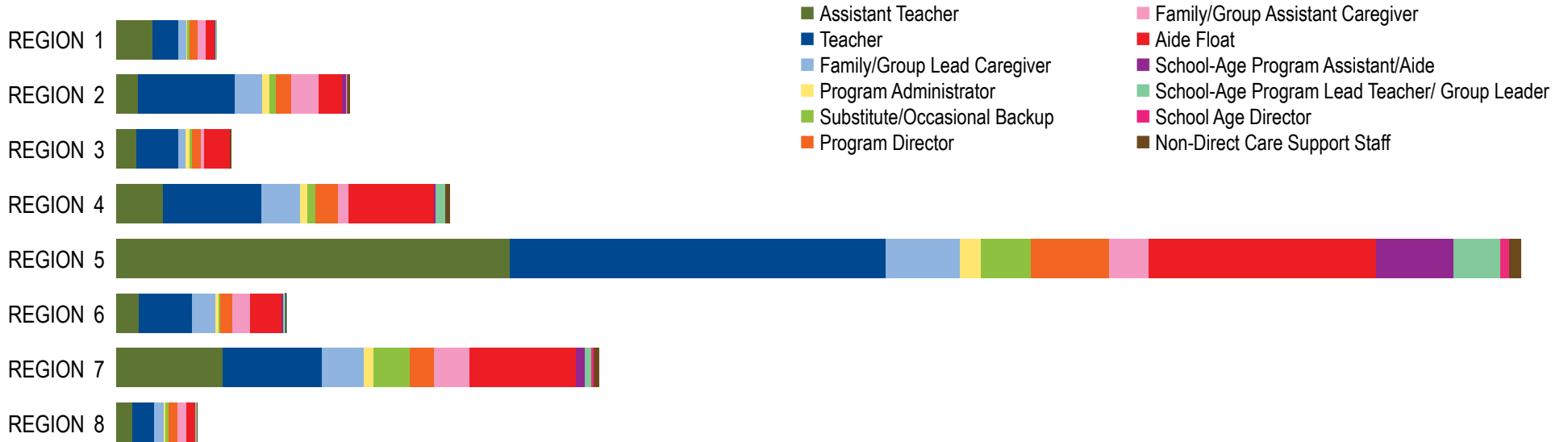
North Dakota's eight Social Services Regions

Employment Program Type by Region



	Legally Unlicensed	Family/Group Child Care	Child Care Center	Multiple Licensed Facility	Preschool Education Facility	Head Start	School Age Care	TOTAL
REGION 1	0	39	100	2	8	8	0	157
REGION 2	3	100	101	120	6	0	13	343
REGION 3	0	43	63	55	3	1	0	165
REGION 4	1	113	105	264	2	7	0	492
REGION 5	2	283	907	699	24	142	55	2112
REGION 6	1	108	89	36	1	0	0	235
REGION 7	1	143	308	241	7	4	3	707
REGION 8	2	30	41	36	13	0	0	122
TOTAL	10	859	1714	1453	64	162	71	4333

Employment Position by Region



	Assistant Teacher	Teacher	Family/Group Lead Caregiver	Program Administrator	Substitute/Occasional Backup	Program Director	Family/Group Assistant Caregiver	Aide/Float	School-Age Program Assistant/Aide	School-Age Program Lead Teacher/Group Leader	School-Age Director	Non-direct care support staff (food service, bus driver, etc.)	TOTAL
REGION 1	52	48	14	0	1	11	11	13	2	2	0	1	157
REGION 2	31	140	40	12	7	22	40	41	4	1	0	4	343
REGION 3	29	56	10	5	4	13	7	39	0	0	0	2	165
REGION 4	67	146	56	10	12	34	19	125	3	7	1	6	493
REGION 5	573	571	109	34	62	118	60	342	123	74	15	17	2114
REGION 6	32	64	33	4	3	19	23	50	3	3	1	0	235
REGION 7	155	131	58	14	57	38	52	146	13	10	4	10	707
REGION 8	23	31	13	3	4	11	14	20	0	3	0	1	122
TOTAL	962	1187	333	82	150	266	226	776	148	100	21	41	4336