



## Participation in Growing Futures by Region

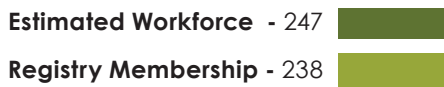
### 3rd Quarter 2019:

Demographic data shows all individuals who held a current Growing Futures membership account during the reporting quarter. The total number of accounts reported in this data is 6045. Estimated workforce numbers are from Child Care Aware ND "Licensed Programs by Type, Capacity and Workforce (2019)" report found at <https://ndchildcare.org/data-pub/data.html>

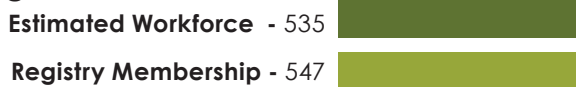
### Key Findings:

Workforce participation in the Growing Futures Registry across the state is extremely high. Statewide, participation is 92.67%.

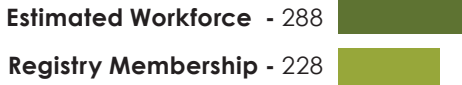
#### Region 1: 96.3%



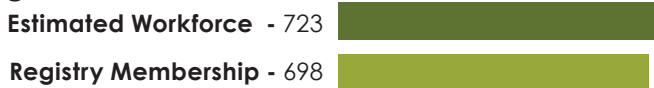
#### Region 2: >100%



#### Region 3: 79%



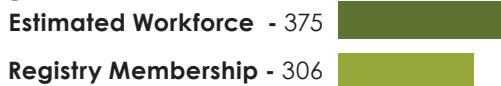
#### Region 4: 96.5%



#### Region 5: 91%



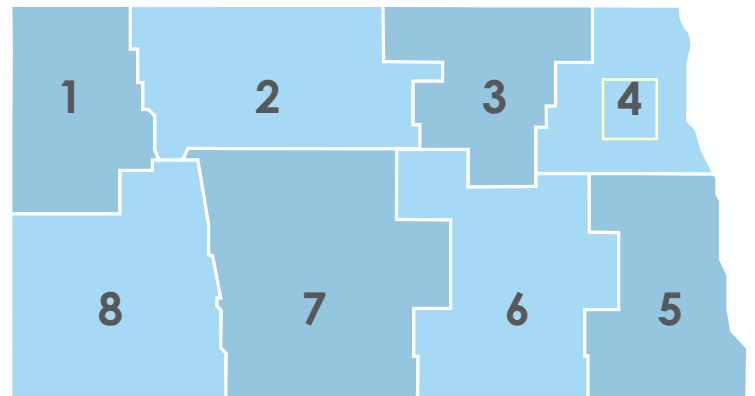
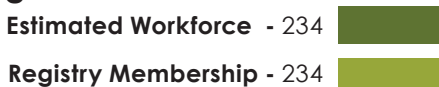
#### Region 6: 81.6%



#### Region 7: 97%



#### Region 8: 100%



North Dakota's eight Social Services Regions



## Participation in Growing Futures by Region

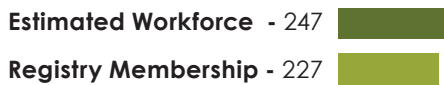
### 4th Quarter 2019:

Demographic data shows all individuals who held a current Growing Futures membership account during the reporting quarter. The total number of accounts reported in this data is 6103. Estimated workforce numbers are from Child Care Aware ND "Licensed Programs by Type, Capacity and Workforce (2019)" report found at <https://ndchildcare.org/data-pub/data.html>

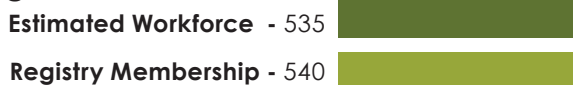
### Key Findings:

Workforce participation in the Growing Futures Registry is extremely high across the state.

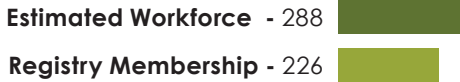
#### Region 1: 91.9%



#### Region 2: >100%



#### Region 3: 78.5%



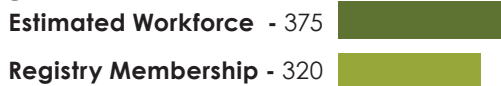
#### Region 4: 96.1%



#### Region 5: 91.5%



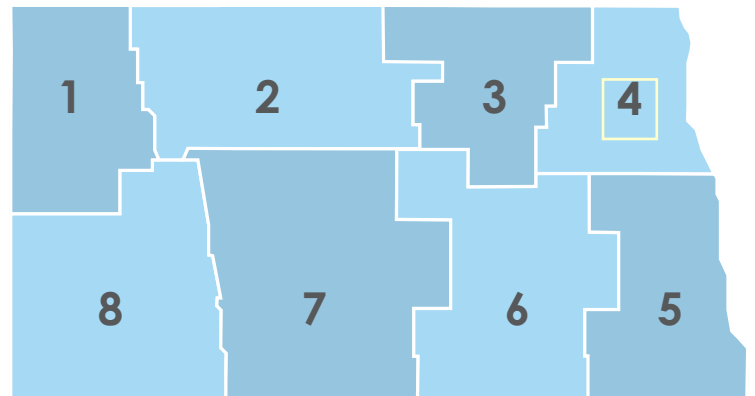
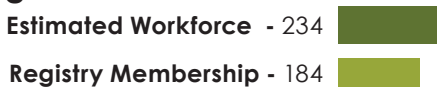
#### Region 6: 85.3%



#### Region 7: 98.7%



#### Region 8: 78.6%



North Dakota's eight Social Services Regions