



Participation in Growing Futures by Region

1st Quarter 2020:

Demographic data shows all individuals who held a current Growing Futures membership account during the reporting quarter. The total number of accounts reported in this data is 6231. Estimated workforce numbers are from Child Care Aware ND "Licensed Programs by Type, Capacity and Workforce (2019)" report found at <https://ndchildcare.org/data-pub/data.html>

Key Findings:

Workforce participation in the Growing Futures Registry is extremely high across the state.

Region 1: 97.2%

Estimated Workforce - 247

Registry Membership - 240

Region 2: 98.3%

Estimated Workforce - 535

Registry Membership - 526

Region 3: 82.3%

Estimated Workforce - 288

Registry Membership - 237

Region 4: 96.0%

Estimated Workforce - 723

Registry Membership - 694

Region 5: 93.4%

Estimated Workforce - 2570

Registry Membership - 2401

Region 6: 89.6%

Estimated Workforce - 375

Registry Membership - 336

Region 7: 99.1%

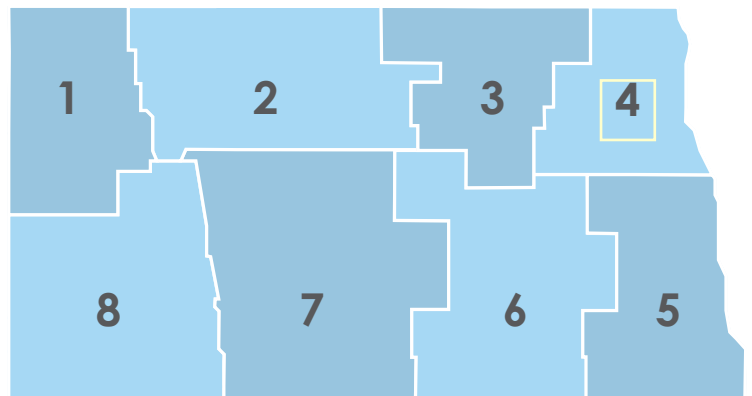
Estimated Workforce - 1013

Registry Membership - 1004

Region 8: 82.5%

Estimated Workforce - 234

Registry Membership - 193



North Dakota's eight Social Services Regions



Participation in Growing Futures by Region

2nd Quarter 2020:

Demographic data shows all individuals who held a current Growing Futures membership account during the reporting quarter. The total number of accounts reported in this data is 6047. Estimated workforce numbers are from Child Care Aware ND "Licensed Programs by Type, Capacity and Workforce (2019)" report found at <https://ndchildcare.org/data-pub/data.html>

Key Findings:

Workforce participation in the Growing Futures Registry is extremely high across the state.

Region 1: 89.9%

Estimated Workforce - 247

Registry Membership - 222

Region 2: 92.7%

Estimated Workforce - 535

Registry Membership - 496

Region 3: 80.2%

Estimated Workforce - 288

Registry Membership - 231

Region 4: 90.4%

Estimated Workforce - 723

Registry Membership - 654

Region 5: 90.6%

Estimated Workforce - 2570

Registry Membership - 2329

Region 6: 89.0%

Estimated Workforce - 375

Registry Membership - 334

Region 7: >100%

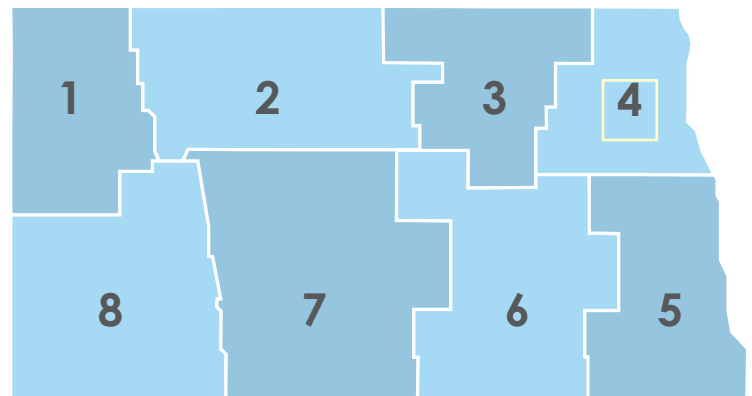
Estimated Workforce - 1013

Registry Membership - 1021

Region 8: 80.3%

Estimated Workforce - 234

Registry Membership - 188



North Dakota's eight Social Services Regions



Participation in Growing Futures by Region

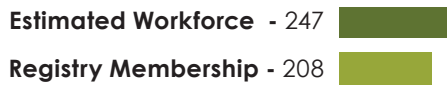
3rd Quarter 2020:

Demographic data shows all individuals who held a current Growing Futures membership account during the reporting quarter. The total number of accounts reported in this data is 5938. Estimated workforce numbers are from Child Care Aware ND "Licensed Programs by Type, Capacity and Workforce (2019)" report found at <https://ndchildcare.org/data-pub/data.html>

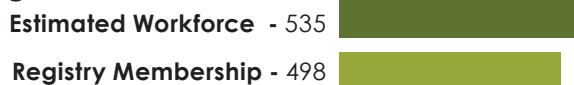
Key Findings:

Workforce participation in the Growing Futures Registry is extremely high across the state.

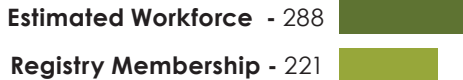
Region 1: 84.2%



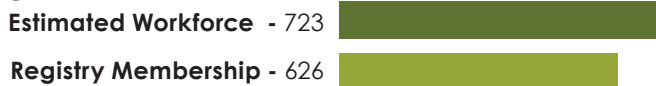
Region 2: 93%



Region 3: 76.7%



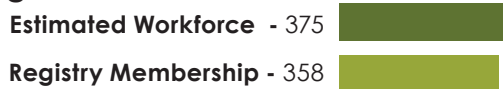
Region 4: 86.5%



Region 5: 88.4%



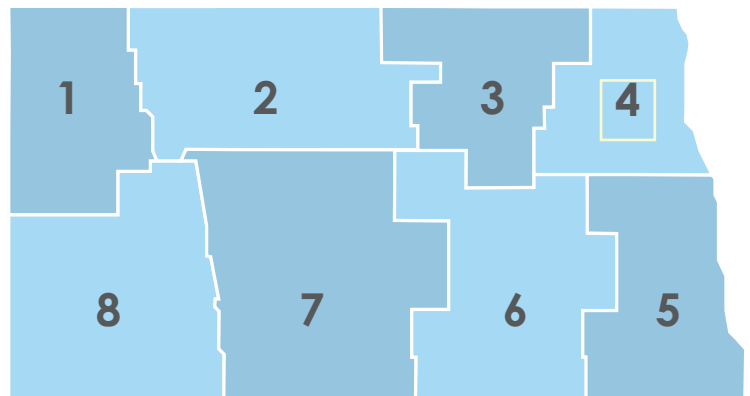
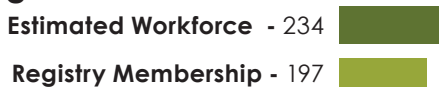
Region 6: 95.4%



Region 7: 96.3%



Region 8: 84.1%



North Dakota's eight Social Services Regions



Participation in Growing Futures by Region

4th Quarter 2020:

Demographic data shows all individuals who held a current Growing Futures membership account during the reporting quarter. The total number of accounts reported in this data is 5918. Estimated workforce numbers are from Child Care Aware ND "Licensed Programs by Type, Capacity and Workforce (2019)" report found at <https://ndchildcare.org/data-pub/data.html>

Key Findings:

Workforce participation in the Growing Futures Registry is extremely high across the state.

Region 1: 88.2%

Estimated Workforce - 247

Registry Membership - 218

Region 2: 88.4%

Estimated Workforce - 535

Registry Membership - 473

Region 3: 78%

Estimated Workforce - 288

Registry Membership - 225

Region 4: 86.5%

Estimated Workforce - 723

Registry Membership - 628

Region 5: 89.6%

Estimated Workforce - 2570

Registry Membership - 2304

Region 6: 94.4%

Estimated Workforce - 375

Registry Membership - 354

Region 7: 96.4%

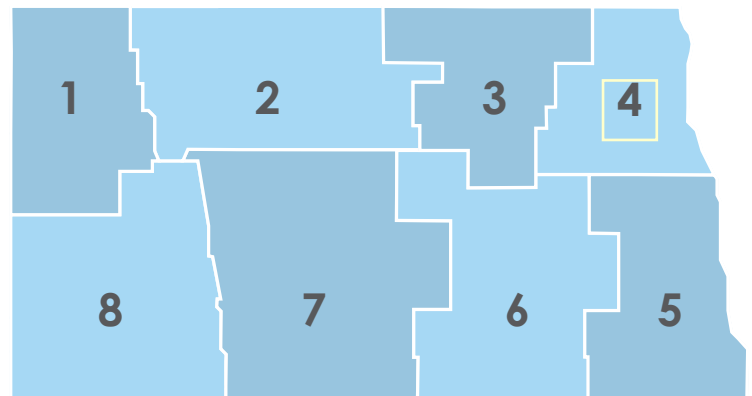
Estimated Workforce - 1013

Registry Membership - 977

Region 8: 79%

Estimated Workforce - 234

Registry Membership - 185



North Dakota's eight Social Services Regions