



Participation in Growing Futures by Region

1st Quarter 2021:

Demographic data shows all individuals who held a current Growing Futures membership account during the reporting quarter. The total number of accounts reported in this data is 5965. Estimated workforce numbers are from Child Care Aware ND "Licensed Programs by Type, Capacity and Workforce (2020)" report found at <https://ndchildcare.org/data-pub/data.html>

Key Findings:

Workforce participation in the Growing Futures Registry is extremely high across the state.

Region 1: 89.7%

Estimated Workforce - 252

Registry Membership - 226

Region 2: 91.5%

Estimated Workforce - 527

Registry Membership - 482

Region 3: 90.1%

Estimated Workforce - 274

Registry Membership - 247

Region 4: 80.8%

Estimated Workforce - 749

Registry Membership - 605

Region 5: 92.1%

Estimated Workforce - 2474

Registry Membership - 2279

Region 6: 98.9%

Estimated Workforce - 368

Registry Membership - 364

Region 7: 101.4%

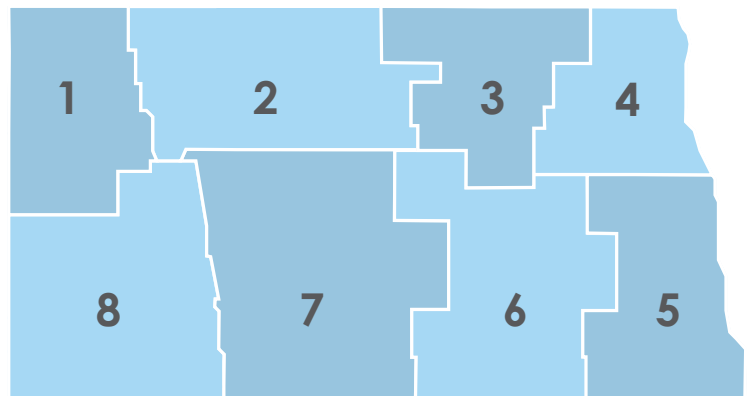
Estimated Workforce - 998

Registry Membership - 1012

Region 8: 87.2%

Estimated Workforce - 226

Registry Membership - 197



North Dakota's eight Social Services Regions



Participation in Growing Futures by Region

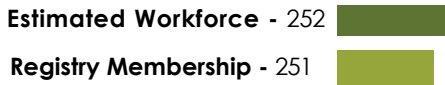
2nd Quarter 2021:

Demographic data shows all individuals who held a current Growing Futures membership account during the reporting quarter. The total number of accounts reported in this data is 5772. Estimated workforce numbers are from Child Care Aware ND "Licensed Programs by Type, Capacity and Workforce (2020)" report found at <https://ndchildcare.org/data-pub/data.html>

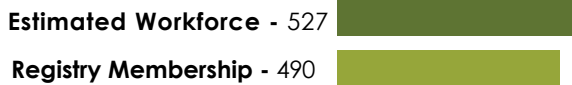
Key Findings:

Workforce participation in the Growing Futures Registry is extremely high across the state.

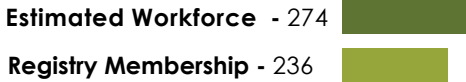
Region 1: 99.6%



Region 2: 92.9%



Region 3: 86.1%



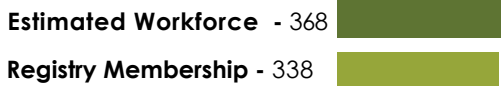
Region 4: 77.0%



Region 5: 88.8%



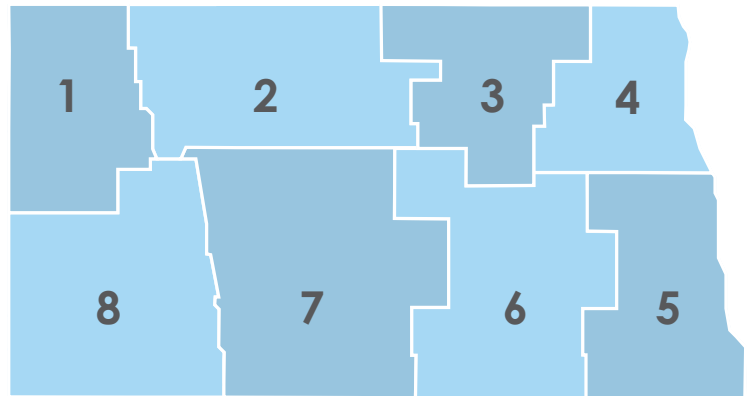
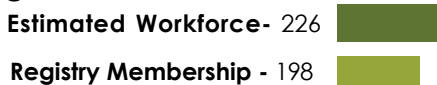
Region 6: 91.8%



Region 7: 98.3%



Region 8: 87.6%



North Dakota's eight Social Services Regions



Participation in Growing Futures by Region

3rd Quarter 2021:

Demographic data shows all individuals who held a current Growing Futures membership account during the reporting quarter. The total number of accounts reported in this data is 5363. Estimated workforce numbers are from Child Care Aware ND "Licensed Programs by Type, Capacity and Workforce (2020)" report found at <https://ndchildcare.org/data-pub/data.html>

Key Findings:

Workforce participation in the Growing Futures Registry is extremely high across the state.

Region 1: 92.1%

Estimated Workforce - 252

Registry Membership - 232

Region 2: 86.0%

Estimated Workforce - 527

Registry Membership - 453

Region 3: 81.8%

Estimated Workforce - 274

Registry Membership - 224

Region 4: 71.6%

Estimated Workforce - 749

Registry Membership - 536

Region 5: 84.1%

Estimated Workforce - 2474

Registry Membership - 2080

Region 6: 78.2%

Estimated Workforce - 368

Registry Membership - 288

Region 7: 90.4%

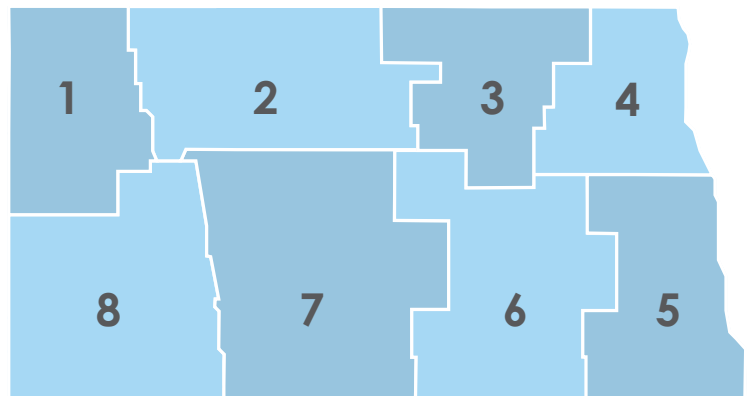
Estimated Workforce - 998

Registry Membership - 902

Region 8: 78.3%

Estimated Workforce - 226

Registry Membership - 177



North Dakota's eight Social Services Regions



Participation in Growing Futures by Region

4th Quarter 2021:

Demographic data shows all individuals who held a current Growing Futures membership account during the reporting quarter. The total number of accounts reported in this data is 6388. Estimated workforce numbers are from Child Care Aware ND "Licensed Programs by Type, Capacity and Workforce (2020)" report found at <https://ndchildcare.org/data-pub/data.html>

Key Findings:

Workforce participation in the Growing Futures Registry is extremely high across the state.

Region 1: 106.7%

Estimated Workforce - 252

Registry Membership - 269

Region 2: 103.4%

Estimated Workforce - 527

Registry Membership - 545

Region 3: 106.9%

Estimated Workforce - 274

Registry Membership - 293

Region 4: 86.9%

Estimated Workforce - 749

Registry Membership - 651

Region 5: 96.9%

Estimated Workforce - 2474

Registry Membership - 2398

Region 6: 97.8%

Estimated Workforce - 368

Registry Membership - 360

Region 7: 105.9%

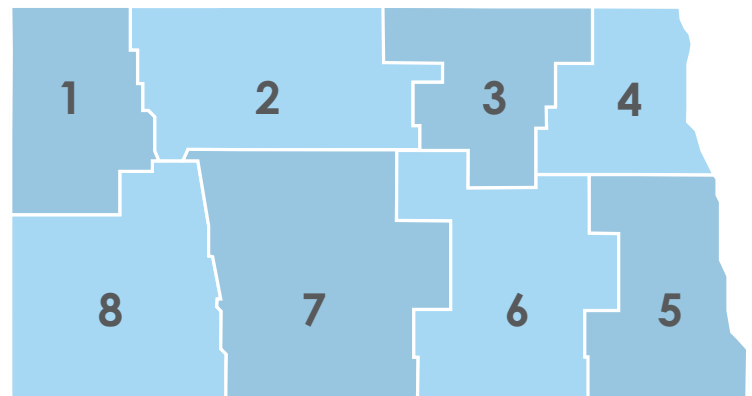
Estimated Workforce - 998

Registry Membership - 1057

Region 8: 105.3%

Estimated Workforce - 226

Registry Membership - 238



North Dakota's eight Social Services Regions