



Participation in Growing Futures by Region

1st Quarter 2022:

Demographic data shows all individuals who held a current Growing Futures membership account during the reporting quarter. The total number of accounts reported in this data is 6414. Estimated workforce numbers are from Child Care Aware® ND "Licensed Programs by Type, Capacity and Workforce (2020)" report found at <https://ndchildcare.org/data-pub/data.html>

Key Findings:

Workforce participation in the Growing Futures Registry is extremely high across the state.

Region 1: 115.1%

Estimated Workforce - 252

Registry Membership - 290

Region 2: 104.7%

Estimated Workforce - 527

Registry Membership - 552

Region 3: 112.0%

Estimated Workforce - 274

Registry Membership - 307

Region 4: 86.4%

Estimated Workforce - 749

Registry Membership - 647

Region 5: 94.8%

Estimated Workforce - 2474

Registry Membership - 2345

Region 6: 100.5%

Estimated Workforce - 368

Registry Membership - 370

Region 7: 106.3%

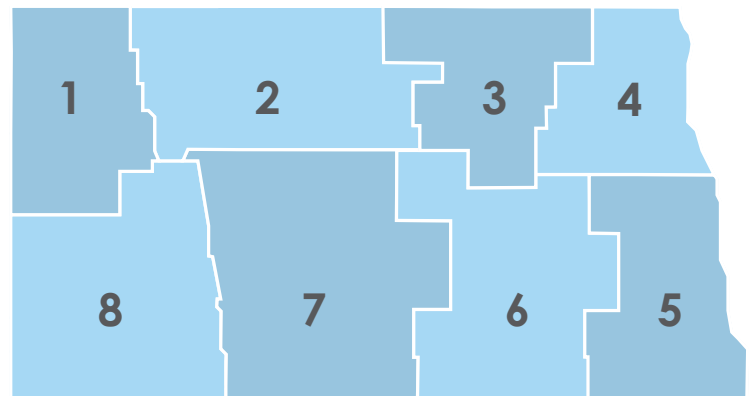
Estimated Workforce - 998

Registry Membership - 1061

Region 8: 110.6%

Estimated Workforce - 226

Registry Membership - 250



North Dakota's eight Social Services Regions



Participation in Growing Futures by Region

2nd Quarter 2022:

Demographic data shows all individuals who held a current Growing Futures membership account during the reporting quarter. The total number of accounts reported in this data is 6543. Estimated workforce numbers are from Child Care Aware® ND "Licensed Programs by Type, Capacity and Workforce (2020)" report found at <https://ndchildcare.org/data-pub/data.html>

Key Findings:

Workforce participation in the Growing Futures Registry is extremely high across the state.

Region 1: 119.4%

Estimated Workforce - 252

Registry Membership - 301

Region 2: 110.0%

Estimated Workforce - 527

Registry Membership - 580

Region 3: 116.1%

Estimated Workforce - 274

Registry Membership - 318

Region 4: 88.5%

Estimated Workforce - 749

Registry Membership - 663

Region 5: 95.2%

Estimated Workforce - 2474

Registry Membership - 2356

Region 6: 101.4%

Estimated Workforce - 368

Registry Membership - 373

Region 7: 111.0%

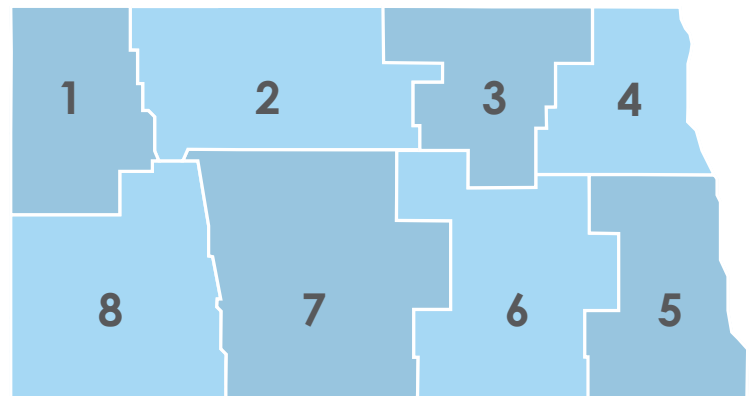
Estimated Workforce - 998

Registry Membership - 1108

Region 8: 109.7%

Estimated Workforce - 226

Registry Membership - 248



North Dakota's eight Social Services Regions



Participation in Growing Futures by Region

3rd Quarter 2022:

Demographic data shows all individuals who held a current Growing Futures membership account during the reporting quarter. The total number of accounts reported in this data is 7069. 340/252 Estimated workforce numbers are from Child Care Aware® ND "Licensed Programs by Type, Capacity and Workforce (2020)" report found at <https://ndchildcare.org/data-pub/data.html>

Key Findings:

Workforce participation in the Growing Futures Registry is extremely high across the state.

Region 1: 134.9%

Estimated Workforce - 252

Registry Membership - 340

Region 2: 119.0%

Estimated Workforce - 527

Registry Membership - 627

Region 3: 127.4%

Estimated Workforce - 274

Registry Membership - 349

Region 4: 97.2%

Estimated Workforce - 749

Registry Membership - 728

Region 5: 100.8%

Estimated Workforce - 2474

Registry Membership - 2493

Region 6: 106.3%

Estimated Workforce - 368

Registry Membership - 391

Region 7: 121.8%

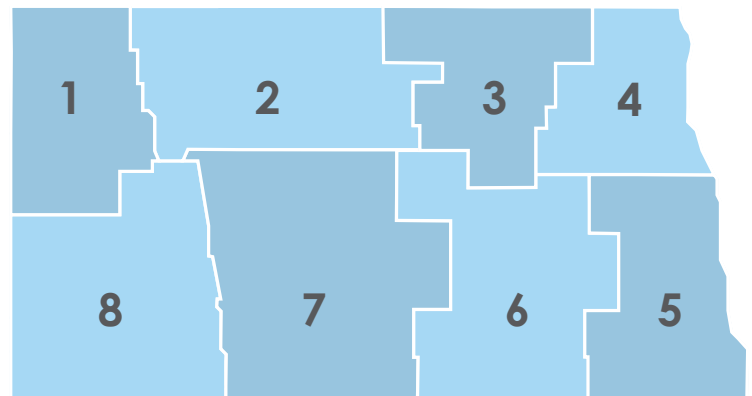
Estimated Workforce - 998

Registry Membership - 1216

Region 8: 125.2%

Estimated Workforce - 226

Registry Membership - 283



North Dakota's eight Social Services Regions



Participation in Growing Futures by Region

4th Quarter 2022:

Demographic data shows all individuals who held a current Growing Futures membership account during the reporting quarter. The total number of accounts reported in this data is 7523. Estimated workforce numbers are from Child Care Aware® ND "Licensed Programs by Type, Capacity and Workforce (2020)" report found at <https://ndchildcare.org/data-pub/data.html>

Key Findings:

Workforce participation in the Growing Futures Registry is extremely high across the state.

Region 1: 147.6%

Estimated Workforce - 252

Registry Membership - 372

Region 2: 131.3%

Estimated Workforce - 527

Registry Membership - 692

Region 3: 134.3%

Estimated Workforce - 274

Registry Membership - 368

Region 4: 105.2%

Estimated Workforce - 749

Registry Membership - 788

Region 5: 105.4%

Estimated Workforce - 2474

Registry Membership - 2607

Region 6: 108.0%

Estimated Workforce - 368

Registry Membership - 401

Region 7: 131.0%

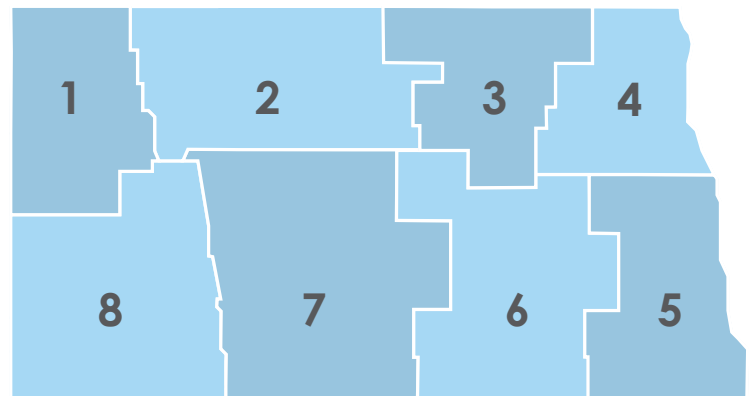
Estimated Workforce - 998

Registry Membership - 1307

Region 8: 138.1%

Estimated Workforce - 226

Registry Membership - 312



North Dakota's eight Social Services Regions