



Workforce Demographics

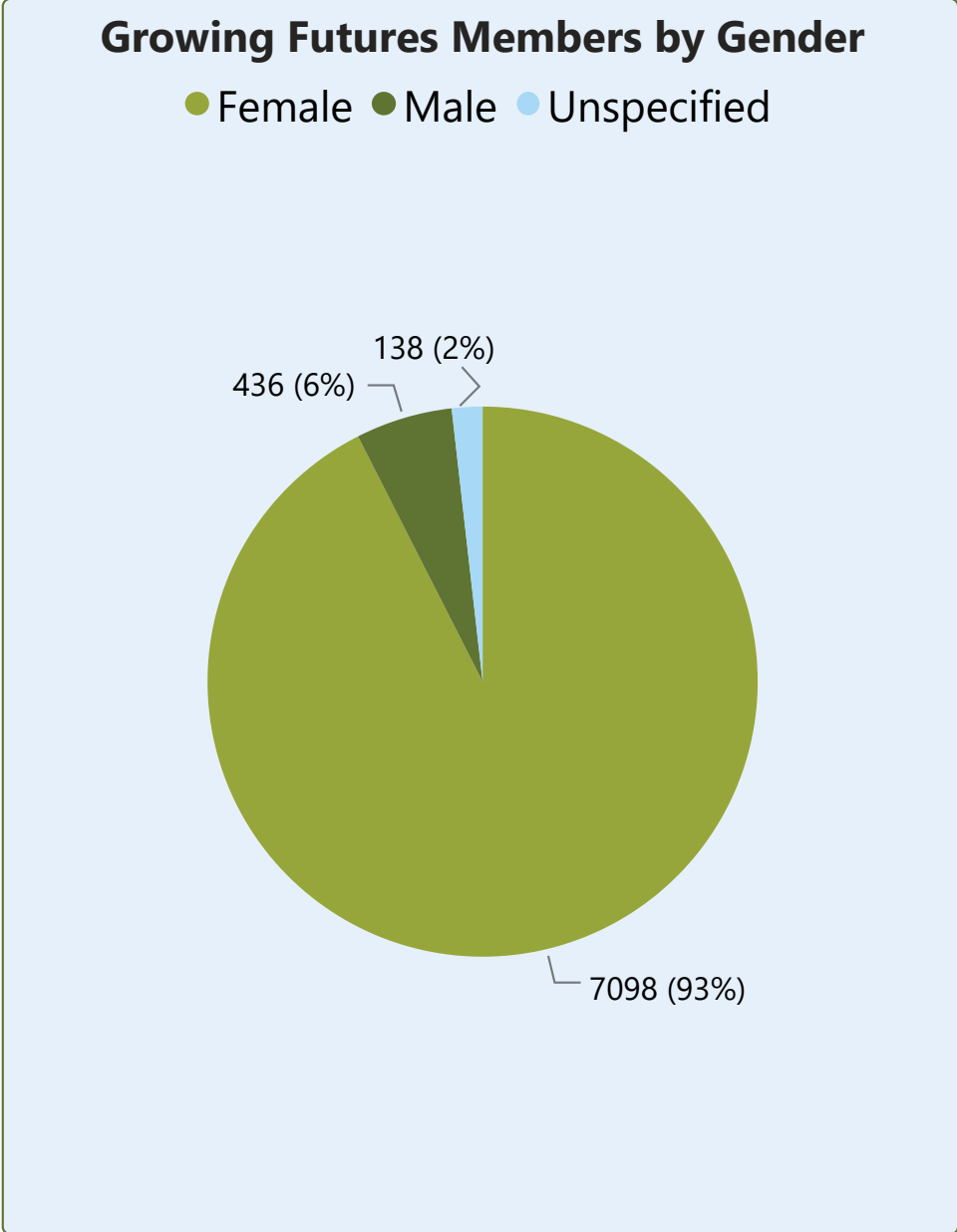
1st Quarter 2023

7672
Growing Futures Members

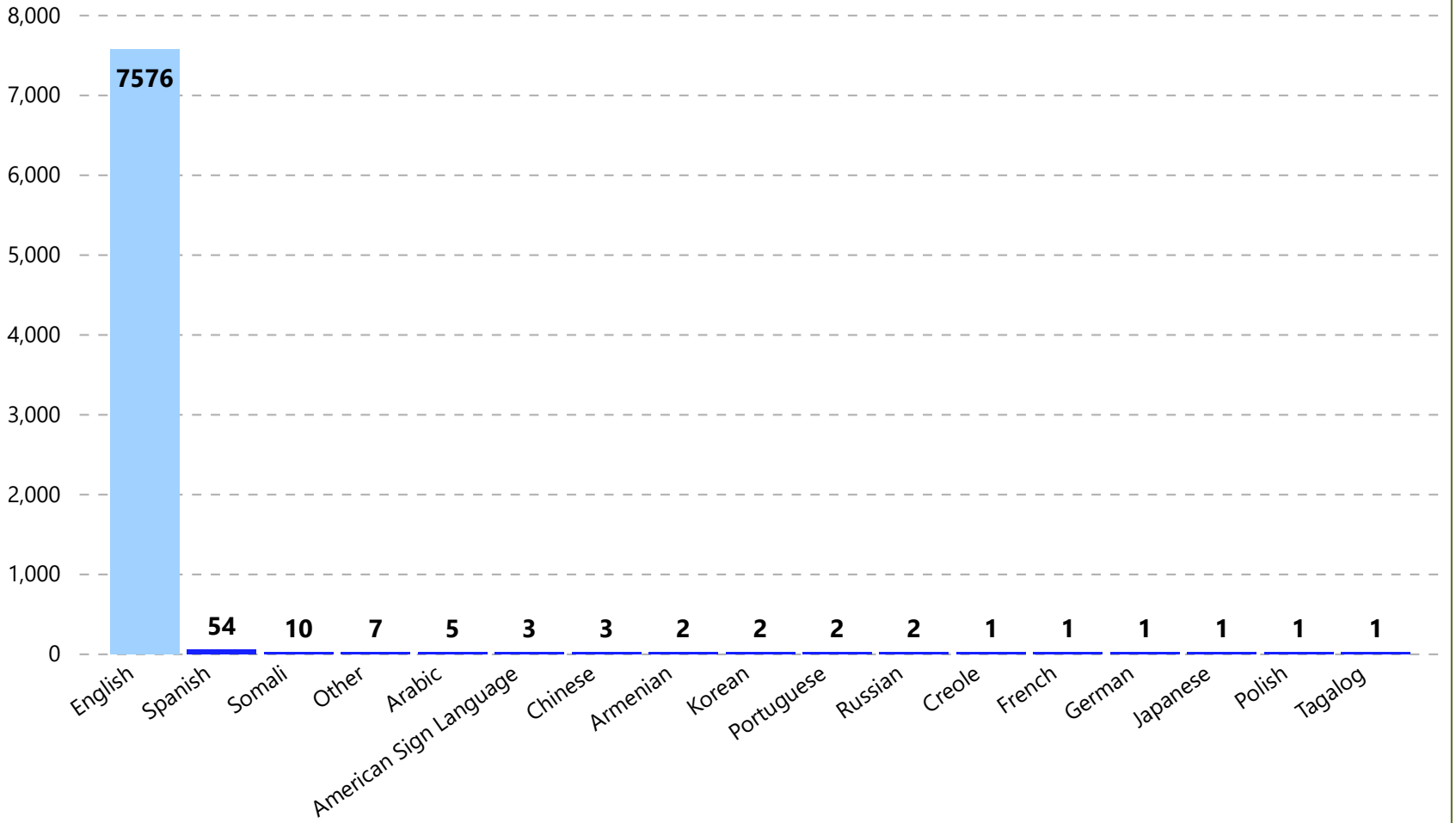
Demographic data shows all individuals who held a current Growing Futures membership account during the reporting quarter. Age reflects age at the start of the quarter. The total number of accounts reported in this data is 7672 .

Key Findings: The Early Childhood workforce in North Dakota is comprised of mostly women who are Caucasian, English-speaking and between 20 and 40 years of age.

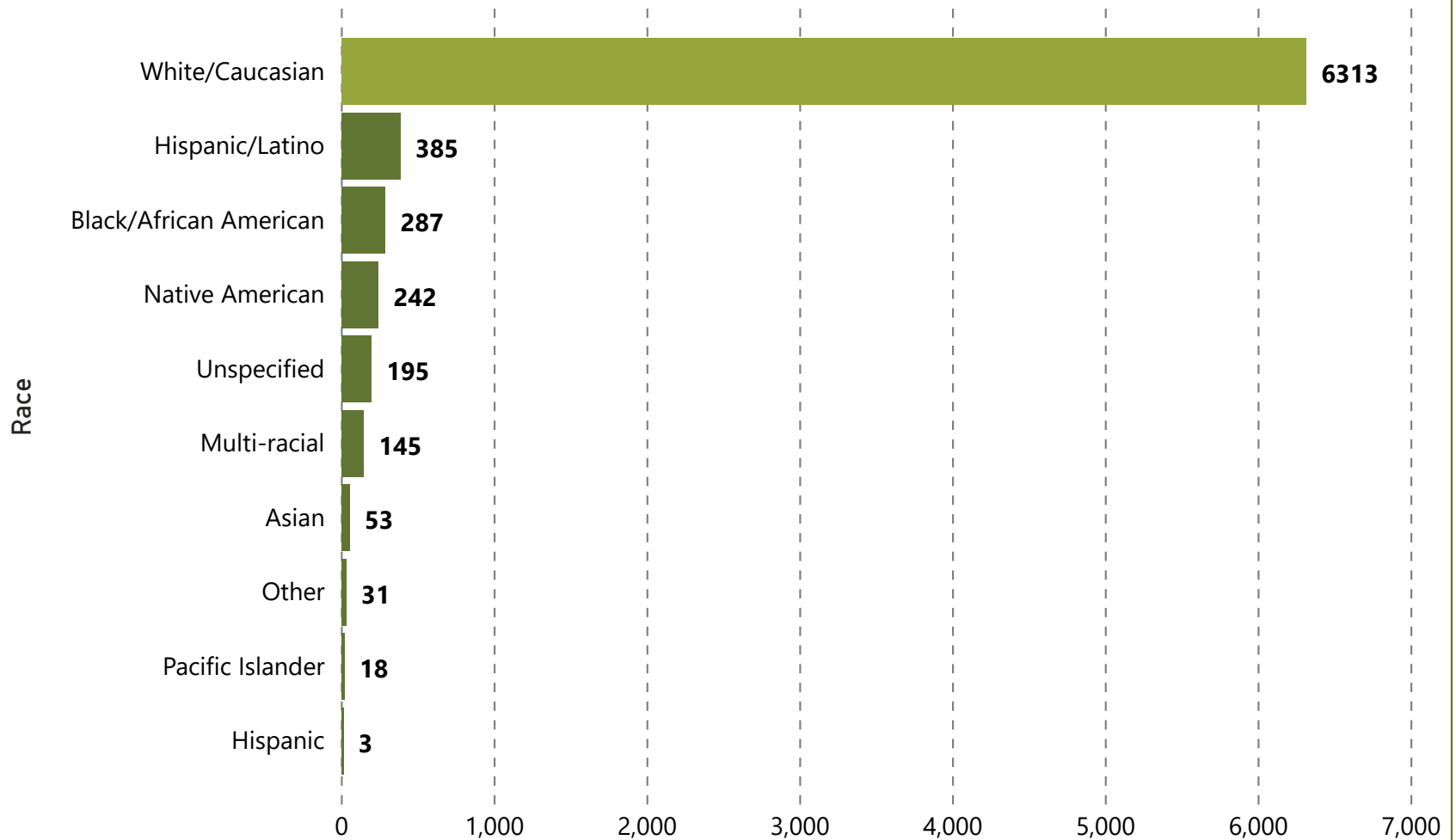
Age Range	No. of Members
20-29	2885
30-39	1357
40-49	834
50-59	621
60-69	360
70-79	82
80 and above	3
under 20	1530
Total	7672



Growing Futures Members by Primary Language



Growing Futures Members by Race/Ethnicity





Workforce Demographics

2nd Quarter 2023

Race/Ethnicity	GF Members
Asian	58
Black/African American	308
Hispanic	2
Hispanic/Latino	395
Multi-racial	163
Native American	256
Other	42
Pacific Islander	23
Unspecified	189
White/Caucasian	6450
Total	7886

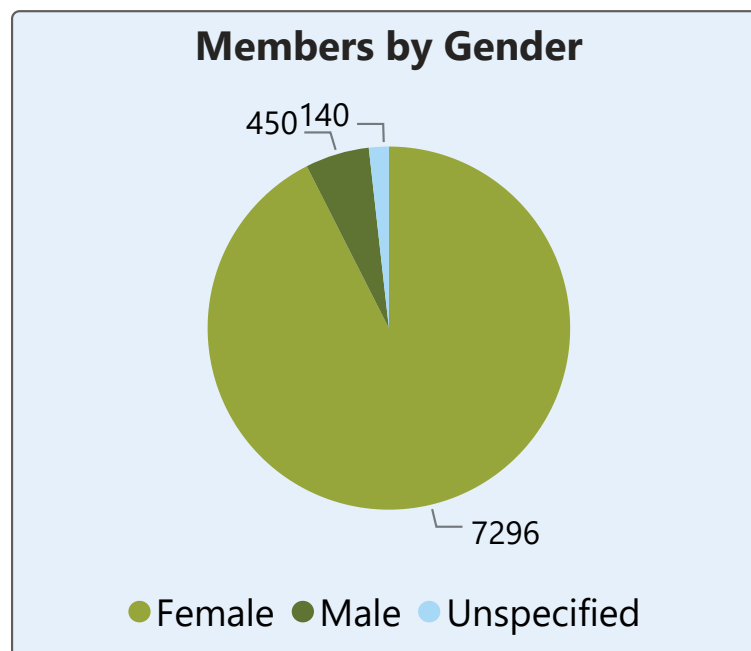
7886
Growing Futures Registry Members

Age Range	GF Members
20-29	2952
30-39	1388
40-49	832
50-59	635
60-61	367
70-79	85
80 & over	3
Under 20	1624
Total	7886

Primary Language	GF Members
American Sign Language	3
Arabic	5
Armenian	3
Chinese	3
English	7790
French	2
German	1
Japanese	1
Korean	3
Other	8
Polish	1
Portuguese	2
Russian	2
Somali	9
Spanish	51
Tagalog	1
Urdu	1
Total	7886

Demographic data shows all individuals who held a current Growing Futures Registry membership account during the reporting quarter. Age reflects age at the start of the quarter. The total number of accounts reported in this data is 7886.

Key Findings: The Early Childhood workforce in North Dakota is comprised of mostly women who are Caucasian, English-speaking, and between 20 and 40 years of age.





Workforce Demographics

3rd Quarter 2023

Race/Ethnicity	GF Members
Asian	59
Black/African American	342
Hispanic	2
Hispanic/Latino	438
Multi-racial	189
Native American	281
Other	52
Pacific Islander	23
Unspecified	195
White/Caucasian	6755
Total	8336

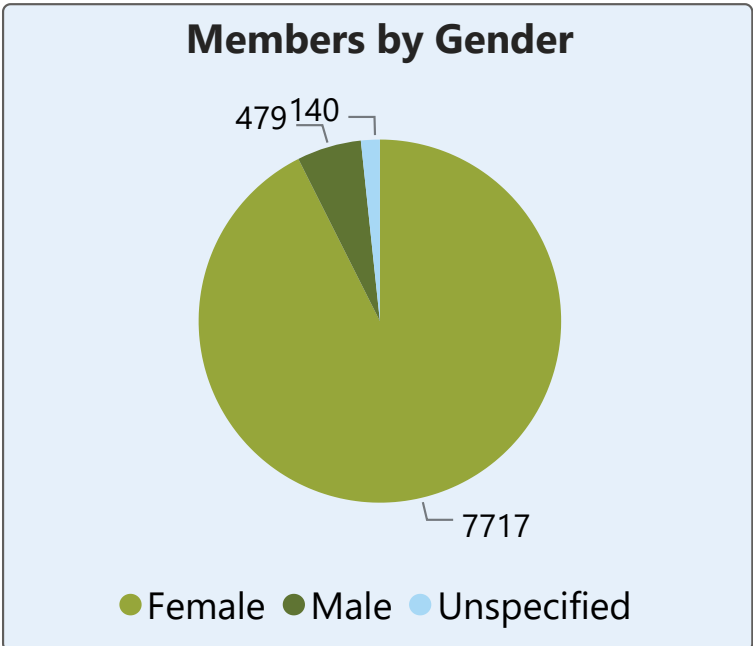
8336
Growing Futures Members

Age Range	GF Members
20-29	3096
30-39	1467
40-49	858
50-59	655
60-69	390
70-79	94
80 & over	6
Under 20	1770
Total	8336

Primary Language	GF members
American Sign Language	3
Arabic	6
Armenian	3
Chinese	4
English	8226
French	4
German	1
Japanese	1
Korean	2
Other	10
Polish	1
Portuguese	1
Russian	2
Somali	10
Spanish	60
Tagalog	1
Urdu	1
Total	8336

Demographic data shows all individuals who held a current Growing Futures membership account during the reporting quarter. Age reflects age at the start of the quarter. The total number of accounts reported in this data is 8336.

Key Findings: The Early Childhood workforce in North Dakota is comprised of mostly women who are Caucasian, English-speaking, and between 20 and 40 years of age.





Workforce Demographics

4th Quarter 2023

Race/Ethnicity	GF Members
Asian	69
Black/African American	352
Hispanic	2
Hispanic/Latino	461
Multi-racial	194
Native American	259
Other	56
Pacific Islander	23
Unspecified	187
White/Caucasian	6642
Total	8245

8245
Growing Futures Members

Age Range	GF Members
20-29	3073
30-39	1434
40-49	872
50-59	651
60-69	383
70-79	93
80 & over	5
Under 20	1734
Total	8245

Primary Language	GF Members
American Sign Language	1
Arabic	7
Armenian	3
Chinese	5
English	8130
French	4
German	1
Japanese	1
Korean	2
Other	11
Polish	1
Portuguese	1
Russian	2
Somali	8
Spanish	66
Tagalog	1
Urdu	1
Total	8245

Demographic data shows all individuals who held a current Growing Futures membership account during the reporting quarter. Age reflects age at the start of the quarter. The total number of accounts reported in this data is 8245.

Key Findings: The Early Childhood workforce in North Dakota is comprised of mostly women who are Caucasian, English-speaking, and between 20 and 40 years of age.

